

Financial Section

Contents

| | |
|---|----|
| Financial Review | |
| Description of Merck's Business | 20 |
| Overview | 20 |
| Competition and the Health Care Environment | 22 |
| Operating Results | 22 |
| Selected Joint Venture and Affiliate Information | 29 |
| Capital Expenditures | 31 |
| Analysis of Liquidity and Capital Resources | 31 |
| Financial Instruments Market Risk Disclosures | 32 |
| Critical Accounting Policies and Other Matters | 33 |
| Recently Issued Accounting Standards | 37 |
| Cautionary Factors That May Affect Future Results | 37 |
| Cash Dividends Paid per Common Share | 38 |
| Common Stock Market Prices | 38 |
| Condensed Interim Financial Data | 38 |
| Consolidated Statement of Income | 39 |
| Consolidated Statement of Retained Earnings | 39 |
| Consolidated Statement of Comprehensive Income | 39 |
| Consolidated Balance Sheet | 40 |
| Consolidated Statement of Cash Flows | 41 |
| Notes to Consolidated Financial Statements | 42 |
| Management's Report | 66 |
| Audit Committee's Report | 66 |
| Report of Independent Registered Public Accounting Firm | 67 |
| Compensation and Benefits Committee's Report | 67 |
| Selected Financial Data | 68 |

Financial Review

Description of Merck's Business

Merck is a global research-driven pharmaceutical company that discovers, develops, manufactures and markets a broad range of innovative products to improve human and animal health, directly and through its joint ventures. Merck sells its products primarily to drug wholesalers and retailers, hospitals, clinics, government agencies and managed health care providers such as health maintenance organizations and other institutions. The Company's professional representatives communicate the effectiveness, safety and value of our products to health care professionals in private practice, group practices and managed care organizations.

Overview

In December 2005, Merck unveiled a plan to reclaim its leadership position in the pharmaceutical industry. As part of the strategy, Merck is focusing on improving its research and development (R&D) productivity by focusing on select therapeutic areas, implementing a new commercial model that will deliver greater value to customers, and reducing its overall cost structure company-wide.

Merck's new R&D model is designed to increase productivity and improve the probability of success by prioritizing the Company's R&D resources on nine priority disease areas – Alzheimer's disease, atherosclerosis, cardiovascular disease, diabetes, novel vaccines, obesity, oncology, pain and sleep disorders. These therapeutic areas were carefully chosen based on a set of criteria including unmet medical needs, scientific opportunity and commercial opportunity. Within these therapeutic areas, Merck will commit resources to achieve research breadth and depth and to develop best-in-class targeted and differentiated products that are valued highly by patients, payers and physicians.

The Company will also make focused investments to pursue specific mechanisms in the following selected disease areas: antibiotics, antifungals, antivirals (hepatitis C virus, human immunodeficiency virus), asthma, chronic obstructive pulmonary disease, neurodegeneration, ophthalmology, osteoporosis, schizophrenia and stroke. In addition, the Company will capitalize on selected opportunities outside these areas by continuing to commercialize attractive clinical development candidates in the pipeline and by pursuing appropriate external licensing opportunities.

Merck's late-stage pipeline is showing strong progress with three Biologics License Application (BLA) submissions to the U.S. Food and Drug Administration (FDA) in 2005, one New Drug Application (NDA) already filed with the FDA in 2006, two additional FDA filings anticipated in 2006, and an expected five programs in Phase III by the first quarter of 2006.

The three FDA submissions in 2005 include *Gardasil*, a breakthrough vaccine to help prevent cervical cancer, the second leading cause of cancer deaths in women worldwide; *Zostavax*, a vaccine to reduce the incidence of shingles; and *RotaTeq*, a pediatric vaccine to prevent rotavirus gastroenteritis, a leading cause of diarrhea in infants and young children, which leads to nearly 500,000 deaths worldwide each year. On February 3, 2006, Merck announced the approval by the FDA of *RotaTeq*. In addition, on February 7, 2006, Merck announced that the FDA has accepted the BLA for *Gardasil* and granted the vaccine priority review designation.

On February 15, 2006, Merck announced that the NDA filed with the FDA for *Januvia* (the proposed trademark for the compound known as MK-0431), a novel mechanism for the treatment of type 2 diabetes, was accepted for standard review. Merck also anticipates two additional FDA filings in 2006: vorinostat (the generic name for the suberoylanilide hydroxamic acid (SAHA) compound), a histone deacetylase inhibitor for cancer; and MK-0517, an intravenous prodrug of aprepitant to treat chemotherapy-induced nausea and vomiting.

To improve its commercial selling model, Merck will continue to streamline and restructure its marketing and sales operations worldwide to improve their effectiveness and generate greater efficiencies. In the United States, the Company already has reduced the number of sales representatives promoting the same product by 50 percent versus historical levels. In addition, Merck will place more emphasis on active engagement with key opinion leaders to accelerate the development and diffusion of scientific information and devote additional resources to utilizing technology and demonstrating product value to physicians, as well as payers and consumers who have increasing influence on prescription decisions. In the United States, this approach has already resulted in considerable productivity improvements in pilot programs and is expected to lower the Company's spending per brand by 15 to 20 percent by 2010, while maximizing sales performance. To provide additional support to its upcoming vaccine launches, in the United States Merck is redeploying 1,500 sales representatives who currently promote its major in-line products to support the launch of new vaccines.

In November 2005, the Company announced the first phase of a global restructuring program designed to reduce the Company's cost structure, increase efficiency, and enhance competitiveness. The initial steps will include the implementation of a new supply strategy by the Merck Manufacturing Division, which is intended to create a leaner, more cost-effective and customer-focused manufacturing model over the next three years. As part of this program, Merck plans to sell or close five manufacturing sites and two preclinical sites by the end of 2008, and eliminate approximately 7,000 positions company-wide. As of December 31, 2005, approximately 1,100 positions throughout the Company had been eliminated. Merck incurred \$401.2 million in costs associated with the global restructuring program which were comprised of

\$205.4 million of separation costs and \$195.8 million of accelerated depreciation and asset impairment costs.

The manufacturing facilities included in this action are: Ponders End, United Kingdom; Okazaki, Japan; Kirkland, Canada; Albany, Georgia and Danville, Pennsylvania. The two preclinical sites are in Okazaki and Menuma, Japan. The Company will incur significantly larger accelerated depreciation charges during 2006 associated with these actions. The asset impairment charge was associated with the abandonment of certain fixed assets that will no longer be used in the business as a result of these restructuring actions. The Company also plans to close its basic research center in Terlings Park, United Kingdom, and incurred additional accelerated depreciation costs of \$103.1 million during 2005 with respect to this site.

Additional charges of approximately \$800 million to \$1 billion are expected to be recorded during 2006, based on estimated time of completion, as the sales/closures of the facilities previously discussed occur. Merck expects its cost reduction program to yield cumulative pre-tax savings of \$4.5 to \$5.0 billion from 2006 through 2010.

The American Jobs Creation Act (AJCA), signed into law in October 2004, created temporary incentives through December 31, 2005 for U.S. multinationals to repatriate accumulated income earned outside of the United States as of December 31, 2002. In connection with the AJCA, the Company repatriated \$15.9 billion during 2005, and as a result, recorded an income tax charge of \$766.5 million. This charge was partially offset by a \$100 million benefit associated with the decision to implement certain tax planning strategies.

As previously disclosed, on September 30, 2004, Merck announced a voluntary worldwide withdrawal of *Vioxx*, its arthritis and acute pain medication. As a result, the Company recorded a charge to pre-tax income of \$726.2 million, or \$552.6 million after tax adjustment to net income, in the third quarter 2004. This did not include charges for future legal defense costs. The *Vioxx* withdrawal process was completed during 2005 and the costs associated with the withdrawal were in line with the original amounts recorded by the Company in 2004.

As of December 31, 2004, the Company had established a reserve of \$675 million solely for its future *Vioxx* legal defense costs. During 2005, the Company spent \$285 million in the aggregate in *Vioxx* legal defense costs worldwide. In the fourth quarter of 2005, the Company recorded a charge of \$295 million to increase the reserve solely for its future legal defense costs related to *Vioxx* to \$685 million at December 31, 2005. This reserve is based on certain assumptions and is the best estimate of the amount that the Company believes, at this time, it can reasonably estimate will be spent through 2007.

Earnings per common share assuming dilution for 2005 were \$2.10, including the impact of the global restructuring program of \$0.12 per share, the net tax charge primarily associated with the AJCA of \$0.31 per share and additional reserves established solely for future legal defense costs for *Vioxx* litigation (as discussed above).

Competition and the Health Care Environment

The markets in which the Company conducts its business are highly competitive and often highly regulated. Global efforts toward health care cost containment continue to exert pressure on product pricing and access.

In the United States, the government expanded health care access by enacting the Medicare Prescription Drug Improvement and Modernization Act of 2003, which was signed into law in December 2003. Prescription drug coverage began on January 1, 2006. This new benefit supports the Company's goal of improving access to medicines by expanding insurance coverage, while preserving market-based incentives for pharmaceutical innovation. At the same time, the benefit will ensure that prescription drug costs will be controlled by competitive pressures and by encouraging the appropriate use of medicines.

In addressing cost-containment pressure, the Company has made a continuing effort to demonstrate that its medicines can help save costs in overall patient health care. In addition, pricing flexibility across the Company's product portfolio has encouraged growing use of its medicines and mitigated the effects of increasing cost pressures.

Outside the United States, in difficult environments encumbered by government cost-containment actions, the Company has worked in partnership with payers on allocating scarce resources to optimize health care outcomes, limiting the potentially detrimental effects of government policies on sales growth and access to innovative medicines and vaccines, and to support the discovery and development of innovative products to benefit patients. The Company also is working with governments in many emerging markets in Eastern Europe, Latin America and Asia to encourage them to increase their investments in health and thereby improve their citizens' access to medicines. Countries within the European Union (EU), recognizing the economic importance of the research-based pharmaceutical industry and the value of innovative medicines to society, are working with industry representatives and the European Commission on proposals to complete the "Single Market" in pharmaceuticals and improve the competitive climate through a variety of means including market deregulation.

The Company is committed to improving access to medicines and enhancing the quality of life for people around the world. The African Comprehensive HIV/AIDS Partnerships (ACHAP) in Botswana, a partnership between the government of Botswana, the Bill & Melinda Gates Foundation and The Merck Company Foundation/Merck & Co., Inc. is supporting Botswana's response to HIV/AIDS through a comprehensive and sustainable approach to HIV prevention, care, treatment and support. In May 2005, the Company initiated a similar partnership with the People's Republic of China (focused initially in Sichuan Province) to help strengthen China's response to the HIV epidemic.

To further catalyze access to HIV medicines in developing countries, under price reduction guidelines that the Company announced in 2001, Merck makes no profit on the sale of its current HIV/AIDS medicines in the world's poorest countries and those hardest hit by the pandemic, and offers its HIV/AIDS medicines at significantly reduced prices to medium-income countries. By the end of 2005, more than 475,000 patients in more than 75 developing countries were being treated with

antiretroviral regimens containing either *Crixivan* or *Stocrin*. Through these and other actions, Merck is working independently and with partners in the public and private sectors alike to focus on the most critical barriers to access to medicines in the developing world: the need for sustainable financing, increased international assistance and additional investments in education, training and health infrastructure and capacity in developing countries.

There has been an increasing amount of focus on privacy issues in countries around the world, including the United States and the EU. In the United States and the EU, governments have pursued legislative and regulatory initiatives regarding privacy, including federal privacy regulations and recently enacted state privacy laws concerning health and other personal information, which have affected the Company's operations.

Although no one can predict the outcome of these and other legislative, regulatory and advocacy initiatives, the Company is well-positioned to respond to the evolving health care environment and market forces.

As certain of the Company's products face patent expiration, Merck will consider entering into authorized generic agreements which would allow the Company to benefit when these medicines become available in generic form.

The Company anticipates that the worldwide trend toward cost-containment will continue, resulting in ongoing pressures on health care budgets. As the Company continues to successfully launch new products, contribute to health care debates and monitor reforms, its new products, policies and strategies should enable it to maintain a strong position in the changing economic environment.

Operating Results

Sales

Worldwide sales for 2005 decreased 4% in total over 2004, reflecting a decrease of 7% related to the voluntary worldwide withdrawal of *Vioxx*, offset by revenue growth in all other products of 3%. This growth reflects a 1% favorable effect from foreign exchange, a 1% favorable effect from price changes and a volume increase of 1%. Sales performance over 2004 reflects strong growth of *Singulair*, a once-a-day oral medicine indicated for the treatment of chronic asthma and the relief of symptoms of allergic rhinitis, *Cancidas* for antifungal infections, *Cozaar/Hyzaar* for high blood pressure and higher revenues from the Company's relationship with AstraZeneca LP (AZLP) primarily driven by *Nexium*. Sales growth was offset by declining sales of *Zocor* for high cholesterol.

Domestic sales declined 5%, reflecting the unfavorable effect from the voluntary worldwide withdrawal of *Vioxx* of 7% which was offset by revenue growth in all other products of 2%. Foreign sales declined 2% also reflecting the unfavorable effect from the voluntary worldwide withdrawal of *Vioxx* of 6% and was offset by revenue growth in all other products of 4%. Foreign sales represented 42% of total sales in 2005.

Worldwide sales for 2004 increased 2% in total over 2003, reflecting a 3% favorable effect from foreign exchange, a 1% favorable effect from price changes and a volume decline of 2%. Sales for 2004 were unfavorably impacted by the voluntary worldwide withdrawal of *Vioxx*. Foreign sales represented 41% of total sales for 2004.

Sales⁽¹⁾ of the Company's products were as follows:

| (\$ in millions) | 2005 | 2004 | 2003 |
|----------------------|-------------------|-------------------|-------------------|
| Zocor | \$ 4,381.7 | \$ 5,196.5 | \$ 5,011.4 |
| Fosamax | 3,191.2 | 3,159.7 | 2,676.6 |
| Cozaar/Hyzaar | 3,037.2 | 2,823.7 | 2,486.0 |
| Singulair | 2,975.6 | 2,622.0 | 2,009.4 |
| Proscar | 741.4 | 733.1 | 605.5 |
| Primaxin | 739.6 | 640.6 | 628.9 |
| Vasotec/Vaseretic | 623.1 | 719.2 | 763.7 |
| Cosopt/Trusopt | 617.2 | 558.8 | 484.4 |
| Candidas | 570.0 | 430.0 | 275.7 |
| Maxalt | 348.4 | 309.9 | 324.2 |
| Propecia | 291.9 | 270.2 | 239.0 |
| Vioxx | — | 1,489.3 | 2,548.8 |
| Vaccines/Biologicals | 1,103.3 | 1,036.1 | 1,056.1 |
| Other | 3,391.3 | 2,949.5 | 3,376.2 |
| | \$22,011.9 | \$22,938.6 | \$22,485.9 |

⁽¹⁾ Presented net of discounts and returns.

The Company's products include therapeutic and preventive agents, generally sold by prescription, for the treatment of human disorders. Among these are *Zocor*, Merck's largest-selling atherosclerosis product; *Fosamax* and *Fosamax Plus D*, Merck's osteoporosis products for treatment and, in the case of *Fosamax*, prevention of osteoporosis; *Cozaar/Hyzaar* and *Vasotec*, the Company's most significant hypertension/heart failure products; *Singulair*, a leukotriene receptor antagonist respiratory product for the treatment of chronic asthma and for the relief of symptoms of allergic rhinitis; *Proscar*, a urology product for the treatment of symptomatic benign prostate enlargement; *Primaxin* and *Candidas*, antibacterial/antifungal products; *Cosopt* and *Trusopt*, the largest-selling ophthalmological products; *Maxalt*, an acute migraine product; *Propecia*, a product for the treatment of male pattern hair loss; and vaccines/biologicals, which include *Varivax*, a live virus vaccine for the prevention of chickenpox, *M-M-R II*, a pediatric vaccine for measles, mumps and rubella, *Pneumovax*, a vaccine for the prevention of pneumococcal disease, and *Recombivax HB*, a vaccine for the prevention of hepatitis B.

Other primarily includes sales of other human pharmaceuticals, pharmaceutical and animal health supply sales to the Company's joint ventures and revenue from the Company's relationship with AZLP, primarily relating to sales of *Nexium* and *Prilosec*. Revenue from AZLP was \$1.7 billion, \$1.5 billion, and \$1.9 billion in 2005, 2004 and 2003, respectively.

Singulair, Merck's once-a-day oral respiratory medicine indicated for the treatment of chronic asthma and the relief of symptoms of allergic rhinitis, continued its strong performance in 2005, reflecting the continued demand for asthma medications and the new indication for perennial allergic rhinitis in the United States. Total 2005 sales of *Singulair* were \$3.0 billion, an increase of 13% over 2004.

In December 2005, Merck announced a U.S. label change for *Singulair* incorporating the positive results from a clinical study that showed children with asthma taking *Singulair* had

similar growth rates as children taking placebo. In the same study, children taking an inhaled steroid had slower growth rates than children on either *Singulair* or placebo.

In 2005, the FDA approved two new indications for *Singulair* and accepted for review the supplemental NDA for *Singulair* for use in the prevention of exercise-induced bronchospasm (EIB) in patients 15 years of age or older. In December 2005, Merck received an approvable letter from the FDA for the EIB indication for *Singulair*. Merck is currently in discussions with the FDA to determine what additional data or revisions to its application will be necessary to obtain approval for this indication.

In August 2005, Merck announced that the FDA had approved *Singulair* for the symptoms of perennial allergic rhinitis, or year-round allergies, in adults and children six months of age and older.

In January 2005, Merck announced that a new indication for *Singulair* to treat symptoms of seasonal allergic rhinitis in asthmatic patients was launched in the EU. This new indication has been launched in several countries in the EU and is the only respiratory therapy approved for the treatment of both asthma and seasonal allergic rhinitis in asthmatic patients. An indication for *Singulair* for the treatment of seasonal allergic rhinitis was granted in the United States in late 2002.

Merck expects to seek new indications for *Singulair* for acute asthma in 2007 and for respiratory syncytial bronchiolitis in 2008.

Global sales for *Cozaar*, and its companion agent *Hyzaar* (a combination of *Cozaar* and the diuretic hydrochlorothiazide), for the treatment of hypertension were strong in 2005, reaching \$3.0 billion, an 8% increase over 2004.

Cozaar and *Hyzaar* compete in the fastest-growing class in the antihypertensive market, angiotensin II antagonists (AIIA). *Cozaar/Hyzaar* continues to be the largest-selling branded AIIA in Europe and the second most frequently prescribed AIIA in the United States.

In early October 2005, the FDA approved a new tablet, *Hyzaar* 100/12.5 mg, a new dosage offering the once-daily efficacy of *Cozaar* 100 mg with a low-dose diuretic. This new formulation addresses the need for titration flexibility as an intermediate step between *Cozaar* 100 mg and *Hyzaar* 100/25 mg. Filings for this new formulation outside the United States have occurred throughout 2005, including in the United Kingdom, Germany, France and Italy.

In April 2005, the FDA approved a new indication for *Hyzaar*, based on the Losartan Intervention for Endpoint Reduction (LIFE) trial, for reduction in the risk of stroke in patients with hypertension and left ventricular hypertrophy (LVH), but there is evidence that this benefit does not apply to black patients.

Global sales for *Fosamax*, the most prescribed medicine worldwide for the treatment of postmenopausal, male and glucocorticoid-induced osteoporosis, were \$3.2 billion in 2005, an increase of 1% over 2004. In 2005, Merck enhanced its osteoporosis franchise with the addition of *Fosamax Plus D*, a new product that provides the proven power of *Fosamax* to reduce the risk of both hip and spine fractures plus the assurance of offering a minimum vitamin D intake consistent with the recommended guidelines, which became available in the United States early in 2005. On August 25, 2005, the

European Commission granted marketing authorization for this product, which is known in Europe as *Fosavance*. The approval of *Fosamax Plus D* will not extend the patent for *Fosamax*. *Fosamax Plus D* is an important innovation in osteoporosis treatment that will help satisfy an unmet medical need. An estimated 70% of women aged 51-70 and almost 90% of women over age 70 are not getting adequate intake of vitamin D. Vitamin D insufficiency is associated with reduced calcium absorption, bone loss and increased risk of fracture.

Additionally, new one-year extension results of the U.S. FACT (*Fosamax* Actonel Comparison Trial) study showed that *Fosamax* delivered significantly greater increases in bone mineral density (BMD) at both the hip and spine than risedronate over two years. The increases in BMD seen with *Fosamax* were even greater compared to risedronate at year two than year one. *Fosamax* also delivered superior reductions in bone turnover than risedronate, with a significantly greater effect after only three months of treatment.

As previously disclosed, on January 28, 2005, the U.S. Court of Appeals for the Federal Circuit in Washington, D.C. found the Company's patent claims for once-weekly administration of *Fosamax* to be invalid. The Company exhausted all options to appeal this decision in 2005. Based on the Court of Appeals' decision, *Fosamax* will lose its market exclusivity in the United States in February 2008 and the Company expects a significant decline in U.S. *Fosamax* sales after that time. Additionally, sales of *Fosamax* in 2005 have declined in certain countries in which the patent has already expired.

Zocor, Merck's statin for modifying cholesterol, achieved worldwide sales of \$4.4 billion in 2005, a decrease of 16% from 2004. Sales of *Zocor* were affected by increased competition in the United States and generic competition in most markets outside of the United States. Currently, *Zocor* is available for 93 percent of managed care lives; and 100 percent of the targeted managed care contracts have been renewed through 2006. In June 2006, *Zocor* will lose its market exclusivity in the United States and the Company expects a significant decline in U.S. *Zocor* sales after that time. Global sales of *Zocor* are estimated to be \$2.3 to \$2.6 billion for full-year 2006.

Other products experiencing growth in 2005 include *Cancidas* to treat certain life-threatening fungal infections, *Primaxin* for treatment of bacterial infections, *Cosopt* to treat glaucoma, *Emend* for prevention of acute and delayed nausea

and vomiting associated with moderately and highly emetogenic cancer chemotherapy, *Maxalt* to treat migraine pain, *Invanz* for the treatment of selected moderate to severe infection in adults and *Propecia* for male pattern hair loss. Also contributing to Merck's total sales in 2005 was revenue resulting from the Company's relationship with AZLP, primarily relating to sales of *Nexium*.

Global sales of *Cancidas*, a once-daily antifungal medicine, were strong, reaching \$570.0 million, an increase of 33% over 2004. The strong results were driven by the new indication received from the FDA in October 2004, as an empirical therapy for presumed fungal infections in febrile neutropenic patients.

Proscar, Merck's urology product for the treatment of symptomatic benign prostate enlargement, will go off patent and lose its market exclusivity in the United States in June 2006. As a result, the Company expects a significant decline in U.S. *Proscar* sales after that time. The basic patent for *Proscar* also covers *Propecia*, however, *Propecia* is protected by additional patents which expire in October 2013.

As reported by the Merck/Schering-Plough partnership, global sales of *Zetia* and *Vytorin* in the aggregate reached \$2.4 billion. Global sales of *Zetia* (marketed as *Ezetrol* outside the United States), the cholesterol-absorption inhibitor, reached \$1.4 billion in 2005, a 33% increase over 2004. Global sales of *Vytorin* (marketed as *Inegy* outside the United States) reached \$1.0 billion in 2005. *Vytorin* is the first single tablet cholesterol treatment to provide LDL cholesterol lowering through the dual inhibition of cholesterol production and absorption. *Vytorin* was approved in the United States in July 2004 and is demonstrating consistent growth.

In November 2005, the Merck/Schering-Plough partnership announced the commencement of patient enrollment in its large-scale, clinical outcomes trial, IMPROVE-IT (Improved Reduction of Outcomes: *Vytorin* Efficacy International Trial). This trial will evaluate the effectiveness of *Vytorin* compared to *Zocor* (simvastatin) alone in treating approximately 10,000 high risk patients with coronary artery disease presenting with acute coronary syndromes. Clinical trial sites are opening throughout North America and Europe.

The Company records the results from its interest in the Merck/Schering-Plough partnership in Equity income from affiliates.

Costs, Expenses and Other

| (\$ in millions) | 2005 | Change | 2004 | Change | 2003 |
|-------------------------------|------------|--------|------------|--------|------------|
| Materials and production | \$ 5,149.6 | + 4% | \$ 4,959.8 | +12% | \$ 4,436.9 |
| Marketing and administrative | 7,155.5 | - 1% | 7,238.7 | +17% | 6,200.3 |
| Research and development | 3,848.0 | - 4% | 4,010.2 | +22% | 3,279.9 |
| Restructuring costs | 322.2 | * | 107.6 | -45% | 194.6 |
| Equity income from affiliates | (1,717.1) | +70% | (1,008.2) | * | (474.2) |
| Other (income) expense, net | (110.2) | -68% | (344.0) | +69% | (203.2) |
| | \$14,648.0 | - 2% | \$14,964.1 | +11% | \$13,434.3 |

* 100% or greater.

Materials and Production

In 2005, materials and production costs increased 4%, compared to a 4% decline in sales. Included in the increase is a 1% unfavorable effect from inflation and a 3% increase in volume. The increase is attributable to \$177.1 million recorded in 2005 primarily related to the global restructuring program. Of this, \$111.2 million represents impairment charges associated with the abandonment of certain fixed assets that will no longer be used in the business as a result of these restructuring actions. The remaining \$65.9 million represents accelerated depreciation associated with Merck's plan to sell or close five of its owned manufacturing facilities (see Note 4). The variance in these costs relative to the sales decline reflects the impact of the items noted above, as well as the unfavorable effect on sales associated with the voluntary worldwide withdrawal of *Vioxx* in 2004.

In 2004, materials and production costs increased 12% compared to a 2% sales growth rate. Included in the increase is a 2% unfavorable effect from inflation, 2% unfavorable effect from exchange and an 8% increase in volume. The increase in these costs relative to the sales growth reflects the unfavorable effect associated with the voluntary worldwide withdrawal of *Vioxx* and the impact of changes in product mix. Gross margin was 76.6% in 2005 compared to 78.4% in 2004 and 80.3% in 2003. The 2005 restructuring charge noted above and the impact of the voluntary worldwide withdrawal of *Vioxx* had an unfavorable effect on the gross margin in 2005 and 2004.

Marketing and Administrative

In 2005, marketing and administrative expenses decreased 1%. Included in the decrease is a 4% unfavorable effect from inflation, a 1% unfavorable effect from exchange, and a 6% decline in volume. The decrease was primarily due to costs recorded in 2004 of \$141.4 million for the voluntary worldwide withdrawal of *Vioxx* (see Note 3) and \$604 million for the establishment of a reserve solely for legal defense costs for *Vioxx* litigation. Partially offsetting the decrease was an additional reserve of \$295 million for *Vioxx* legal defense costs recorded in the current year, as well as costs required to prepare for the launch of three new investigational vaccines, maintaining activities in support of Merck's in-line products and rolling out new product indications and critical outcome data globally.

In 2004, marketing and administrative expenses increased 17%. Included in the increase is a 3% unfavorable effect from inflation, a 4% unfavorable effect from exchange, and a 10% increase in volume. The increase in 2004 reflects the impact of an additional \$604 million reserve recorded solely for future legal defense costs for *Vioxx* litigation and \$141.4 million of estimated costs to undertake the voluntary worldwide withdrawal of *Vioxx*.

Research and Development

Research and development expenses decreased 4% in 2005. Included in the decrease is a 2% unfavorable effect from inflation and a 6% decline in volume. Included in 2005 are accelerated depreciation costs of \$103.1 million related to the closure of the basic research center located in Terlings Park, United Kingdom, as well as \$18.7 million associated with plans to sell

or close two pre-clinical sites by the end of 2008 in Okazaki and Menuma, Japan in connection with the global restructuring program. In addition, the decrease reflects the 2004 impact of \$225.0 million of licensing expense for the initial payments for certain disclosed research collaborations and \$125.5 million of acquired research expense from the acquisition of Aton Pharma, Inc. in 2004. Partially offsetting the decrease is an 8% increase in other research and development activities in support of Merck's pipeline.

In December 2005, Merck submitted a BLA to the FDA for *Gardasil* [quadrivalent human papillomavirus (types 6, 11, 16, 18) recombinant vaccine], the Company's vaccine to protect against four types of human papillomavirus (HPV); types 16 and 18, which account for an estimated 70% of cervical cancer cases, and types 6 and 11, which account for an estimated 90% of genital warts cases. Cervical cancer results in approximately 300,000 deaths worldwide each year. In the United States, an estimated 10,000 new cases of cervical cancer were diagnosed in 2005 and there were approximately 3,700 deaths. There are an estimated 86 million women in the United States and the EU between the ages of 9 and 26, the expected age range for the initial indication of *Gardasil*.

In October 2005, Merck presented results of the FUTURE II study, a Phase III efficacy study for *Gardasil* in 12,167 women aged 16 to 26 years. These data, presented at the Infectious Diseases Society of America (IDSA) annual meeting, reported that *Gardasil* prevented 100% of high-grade cervical pre-cancers and non-invasive cervical cancers (CIN 2/3 or AIS) associated with HPV types 16 and 18. The primary analysis compared *Gardasil* to placebo in women who were not infected with HPV 16 and 18 at enrollment, who remained free of infection through the completion of the seven-month vaccination regimen, and who received all three doses of *Gardasil*. Women were followed for an average of two years after enrollment. No cases of CIN 2/3 or AIS were observed in the vaccine group (n=5,301) compared to 21 cases in the placebo group (n=5,258). CIN (cervical intraepithelial neoplasia) 2 is a moderate-grade lesion of the cervix while CIN 3 represents both high-grade lesions and CIS (carcinoma in situ), the immediate pre-cursor to invasive squamous cell cervical cancer. AIS is the early development of adenocarcinoma (or glandular cancer) of the cervix.

A secondary analysis, also presented at IDSA, evaluated the incidence of CIN 2/3 and AIS starting 30 days after the administration of the first dose in all of the women in the primary analysis group, as well as women who may have become infected with HPV 16 or HPV 18 during the vaccination period. Women who may have violated the protocol in significant ways (for example, by missing certain protocol visits) were also included. On average, these women were followed for approximately two years from the time of enrollment. In this group, *Gardasil* reduced the risk of developing high-grade cervical pre-cancer and non-invasive cervical cancer (CIN 2/3, or AIS) associated with HPV 16 and 18 by 97% (n=5,736); one case was observed in the vaccine group compared to 36 in the placebo group (n=5,766).

On February 7, 2006, Merck announced that the FDA accepted the BLA for *Gardasil* and that the investigational cervical cancer vaccine will be given priority review by the agency. A priority designation is intended for products that address unmet

medical needs. Under the Prescription Drug User Fee Act, for BLAs filed in 2005, the FDA's goal is to review and act on BLAs designated as priority review within six months of receipt. The FDA has informed Merck that the review goal date is June 8, 2006. Since the submission to the FDA in December, Merck has also submitted applications for *Gardasil* to additional regulatory agencies including those in the EU, Australia, Mexico, Brazil, Argentina, Taiwan and Singapore.

In February 2005, the Company announced that it and GlaxoSmithKline (GSK) entered into a cross-license and settlement agreement for certain patent rights related to HPV vaccines. Pursuant to the agreement, GSK will receive an upfront payment and royalties from the Company based upon sales of *Gardasil*, upon development and launch. The agreement resolves competing intellectual property claims related to the Company's and GSK's vaccine candidates. In addition, in 1995, Merck entered into a license agreement and collaboration with CSL Limited relating to technology used in *Gardasil*. *Gardasil* is also the subject of other third-party licensing agreements.

In September 2005, the FDA approved *ProQuad* [Measles, Mumps, Rubella, and Varicella (Oka/Merck) Virus Vaccine Live]. *ProQuad* is a combination vaccine for simultaneous vaccination against measles, mumps, rubella and varicella in children 12 months to 12 years of age. *ProQuad* combines two established Merck vaccines, *M-M-R II* [Measles, Mumps, Rubella Virus Vaccine Live] and *Varivax* [Varicella Virus Vaccine Live (Oka/Merck)]. In March, the U.S. Centers for Disease Control (CDC) announced that rubella, or German measles, was no longer a public health threat in the United States. At this time, Merck is the sole manufacturer of vaccines that protect against rubella, as well as measles, mumps and varicella, in the United States.

In August 2005, Merck's vaccine for hepatitis A, *Vaqta*, was approved by the FDA for use in children 12 months of age and older. Previously, *Vaqta* was approved for use in people two years of age and older.

On February 3, 2006, Merck announced the approval by the FDA of *RotaTeq*, its pentavalent vaccine to protect against rotavirus gastroenteritis. *RotaTeq* is an oral, three-dose liquid vaccine that contains five human serotypes: G1, G2, G3, G4 and P1. Merck has also submitted applications for licensure of *RotaTeq* in Australia, Mexico, Canada and countries in Asia and Latin America and, through the Sanofi Pasteur MSD joint venture, in the EU.

In June 2005, the FDA accepted for standard review the BLA for *Zostavax*, Merck's investigational vaccine for the prevention of herpes zoster, commonly known as "shingles," in adults 60 years of age or older. Sanofi Pasteur MSD has submitted an application for licensure of *Zostavax* in the EU, and Merck has also submitted applications for licensure of *Zostavax* in Australia, Canada and in countries in Asia and Latin America. In February 2006, the FDA extended its review by three months until late May.

In May 2005, Merck announced the results of a Phase II open label study of vorinostat, an investigational oral suberoyl-

lanilide hydroxamic acid, a new class of anti-tumor agents that inhibits histone deacetylase. In the study, eight of the 33 patients with advanced, refractory cutaneous T-cell lymphoma (CTCL) experienced partial responses (physician assessment of >50 percent reduction in overall disease burden), the primary endpoint of the study. These results were presented at the annual meeting of the American Society of Clinical Oncology in Orlando, Florida.

CTCL, a type of non-Hodgkin's lymphoma, is a slow-growing form of cancer in which some of the body's white blood cells known as T-lymphocytes or T-cells become malignant. CTCL affects 20,000 patients in the United States, with another 1,500 new cases reported each year.

In September 2005, Merck presented two studies of Phase II data on the Company's DPP-4 inhibitor, *Januvia*, the proposed trademark for MK-0431 (sitagliptin), a potential new approach in the treatment of type 2 diabetes, at the 41st annual meeting of the European Association for the Study of Diabetes (EASD). The studies showed that *Januvia* significantly improved glycemic control in patients with primarily mild-to-moderate hyperglycemia and in patients with more severe hyperglycemia, as compared with placebo. In these studies, *Januvia* was generally well-tolerated. On February 15, 2006, Merck announced that the NDA for *Januvia* was accepted for standard review by the FDA. Merck expects FDA action on the NDA by mid-October 2006.

As announced in December 2005, Merck is also developing MK-0431A, a combination of *Januvia* and metformin for the treatment of type 2 diabetes.

Also announced in December 2005, Merck has, or is on track to have by the first quarter 2006, promising drugs in Phase III development for diabetes, insomnia, high cholesterol, heart disease, and HIV/AIDS. The Phase III candidates include the following:

Gaboxadol, a unique mechanism from Merck's alliance with H. Lundbeck A/S, has the potential to provide benefits beyond existing therapies with respect to sleep quality and next-day effects.

MK-0524A and MK-0524B hold significant promise in further addressing the critical need for lipid/cholesterol management. MK-0524A represents a novel approach in treating HDL-C and triglycerides, combining Merck's own extended release niacin with MK-0524. MK-0524B combines MK-0524A with the proven benefits of simvastatin to potentially reduce the risk of coronary heart disease beyond what statins provide alone.

MK-0518 is expected to be the first in a new class of anti-retrovirals that is effective in inhibiting integrase, an enzyme necessary for the survival of HIV. On February 9, 2006, Merck announced interim results from a dose-ranging Phase II trial of MK-0518 (n=167) which showed that the oral investigational medication at all three doses studied (200 mg, 400 mg and 600 mg orally twice daily) in combination with optimized background therapy (OBT) had greater antiretroviral activity than placebo with OBT. Study results also showed that MK-0518 in combination with OBT was generally well-tolerated in these patients

with advanced HIV infection who were failing antiretroviral therapy (ART), who had viruses resistant to at least one drug of each of the three available classes of oral ARTs and who had limited active ARTs as options for treatment. The results were presented at the 13th Annual Conference on Retroviruses and Opportunistic Infections.

Merck continues to remain focused on augmenting its internal research efforts by capitalizing on growth opportunities, ranging from research collaborations, preclinical and clinical compounds and technology transactions that will drive both near- and long-term growth. The Company completed 44 transactions in 2005 across a broad range of therapeutic categories including neuroscience, obesity and oncology, as well as early-stage technology transactions. Merck is currently evaluating more than 40 other opportunities, and is actively monitoring the landscape for a range of targeted acquisitions that meet the Company's strategic criteria. Highlights for the year include:

In May 2005, Merck and BioXcell entered into an agreement to develop new treatments for sepsis and other inflammatory disorders.

In June 2005, Vical Incorporated exercised three options under a 2003 amendment to an existing research collaboration and licensing agreement, granting Merck rights to use Vical's patented non-viral gene delivery technology in cancer vaccine applications.

Merck and Vertex Pharmaceuticals Incorporated announced in June the initiation of an additional Phase I clinical study with VX-680, a small molecule inhibitor of Aurora kinases. Aurora kinases are implicated in the onset and progression of human leukemias.

Sumitomo Pharmaceuticals Co., Ltd. (Sumitomo) and Merck signed an agreement in June to collaborate on SM13496 (lurasidone), an atypical antipsychotic compound currently in Phase II development for the treatment of schizophrenia, one of the most chronic and disabling of the severe mental illnesses. Under the agreement, Sumitomo has granted Merck, through an affiliate, an exclusive license for SM13496 in all parts of the world except for Japan, China, Korea and Taiwan.

In June 2005, Merck announced an agreement with Metabasis Therapeutics to research, develop and commercialize novel small molecule therapeutics with the potential to treat several diseases, including type 2 diabetes, hyperlipidemia and obesity, by activation of an enzyme in the liver called AMP-activated Protein Kinase.

In July 2005, Merck and Geron Corporation announced an agreement to develop a cancer vaccine against telomerase. Telomerase is an enzyme, active in most cancer cells, that maintains telomere length at the ends of chromosomes. This activity allows the cancer to grow and metastasize over long periods of time.

In September 2005, FoxHollow Technologies and Merck announced the formation of a novel pharmacogenomics collaboration. The collaboration will focus on analyzing atherosclerotic plaque removed from patient arteries as a means of

identifying new biomarkers of atherosclerotic disease progression for use in the development of cardiovascular compounds in Merck's pipeline. The agreement includes a research collaboration of up to three years.

In October 2005, Agensys, Inc., a cancer biotechnology company, and Merck announced that they have formed a global alliance to jointly develop and commercialize AGS-PSCA, Agensys' fully human monoclonal antibody (MAB) to Prostate Stem Cell Antigen (PSCA). The agreement grants Merck worldwide rights to AGS-PSCA and an exclusive license to PSCA, a proprietary target, as well as rights to other therapeutic and diagnostic products developed under the alliance.

Also in October 2005, Merck and Bristol-Myers Squibb (BMS) jointly announced that they have signed separate license agreements with the International Partnership for Microbicides to develop new antiretroviral compounds as potential microbicides to protect women from HIV. This agreement marks the first time a pharmaceutical company has licensed an anti-HIV compound for development as a microbicide when the class of drugs is so early in development. The compounds are part of a new class of antiretrovirals known as "entry inhibitors." Some of the compounds bind directly to HIV; others bind to the CCR5 receptor. They are designed to prevent HIV from efficiently entering host cells, thus preventing infection.

The Company and BMS reported in October 2005 that the FDA issued an approvable letter for *Pargluva*, BMS's investigational oral medicine for the treatment of type 2 diabetes, and requested additional safety information to address more fully the cardiovascular safety profile of *Pargluva*. This data requirement may cause a significant delay in the product's launch. As a result, BMS and Merck terminated the collaborative agreement for *Pargluva*, with all rights to *Pargluva* and a back-up compound to *Pargluva* returning to BMS as of December 21, 2005.

The following chart reflects the Company's current research pipeline as of February 15, 2006. Candidates shown in Phase III include specific products. Candidates shown in Phase I and II include the most advanced compound with a specific mechanism in a given therapeutic area. Back-up compounds, regardless of their phase of development, additional indications in the same therapeutic area and additional line extensions or formulations for in-line products are not shown. The Company's programs are generally designed to focus on the development of novel medicines to address large, unmet medical needs. As announced in December 2005, the Company intends to focus its research efforts primarily on the following nine priority areas: Alzheimer's disease; atherosclerosis; cardiovascular disease; diabetes; novel vaccines; obesity; oncology; pain; and sleep disorders.

Research Pipeline

Phase I

| | |
|--------------------------|--|
| Alzheimer's Disease | MK-0752, MK-0952 |
| Arthritis | MK-0822 |
| Atherosclerosis | MK-0354*, MK-0633, MK-0859 |
| Cancer | MK-0429, MK-0752, Agensys*, MK-0731, VX-680*, MK-0646* |
| Cancer Vaccine | |
| Cardiovascular Disease | MK-0448 |
| Diabetes | MK-0941, MK-0893, MK-0533 |
| Endocrine | MK-0974 |
| Flu Vaccine | |
| Glaucoma | MK-0994 |
| Insomnia | MK-0454 |
| Obesity | Nastech PYY3-36*** |
| Osteoporosis | MK-0773 |
| Pain | Neurogen* |
| Parkinson's Disease | MK-0657 |
| Psychiatric Disease | MK-0249 |
| Respiratory Disease | MK-0633 |
| <i>S. aureus</i> Vaccine | |

Phase II

| | |
|----------------------|---------------------------|
| Arthritis | MK-0686 |
| Cancer (CTCL) | Vorinostat* |
| Endocrine | MK-0677 |
| HIV Vaccine | |
| HPV Vaccine** | |
| Hypertension | MK-0736 |
| Obesity | MK-0364, MK-0493 |
| Osteoporosis | MK-0822 |
| Pain | MK-0686, MK-0759, MK-0974 |
| Pediatric Vaccine* | |
| Psychiatric Disease | MK-0364, Lurasidone* |
| Stroke | ONO 2506*** |
| Urinary Incontinence | MK-0634, MK-0594 |

Phase III

| | |
|-----------------|--------------------|
| AIDS | MK-0518 |
| Atherosclerosis | MK-0524B, MK-0524A |
| CINV | MK-0517 |
| Diabetes | MK-0431A |
| Insomnia | Gaboxadol* |

Under Regulatory Review

| | |
|---|-------------------|
| HPV and Related Cervical Cancer and Genital Warts | <i>Gardasil**</i> |
| Shingles | <i>Zostavax</i> |
| Diabetes | <i>Januvia</i> |

Approvable

| | |
|----------------|----------------|
| Arthritis/Pain | <i>Arcoxia</i> |
|----------------|----------------|

2005 U.S. Approvals

| | |
|-------------------|-----------------------|
| Osteoporosis | <i>Fosamax Plus D</i> |
| Pediatric Vaccine | <i>ProQuad</i> |

2006 U.S. Approvals

| | |
|---------------------------|----------------|
| Rotavirus Gastroenteritis | <i>RotaTeq</i> |
|---------------------------|----------------|

* Licensed, alliance or acquisition (pipeline)

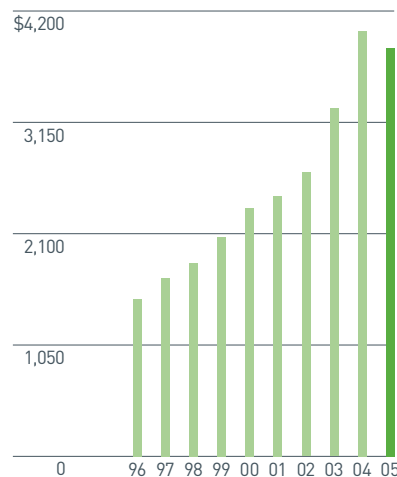
** Multiple licenses, including CSL, Ltd.

*** Merck is in discussions with its licensing partner regarding further plans for this compound.

Research and development expenses increased 22% in 2004. Included in the increase is a 2% unfavorable effect from inflation, a 2% unfavorable effect from exchange, and an 18% increase in volume, which reflects the Company's ongoing commitment to both basic and clinical research, as well as the impact of the licensing agreements and acquired research and development discussed above.

Research and development in the pharmaceutical industry is inherently a long-term process. The following data show a multi-year trend in the Company's research and development spending. For the period 1996 to 2005, the compounded annual growth rate in research and development was 11%.

Research and Development Expenditures \$ in millions



Restructuring Costs

Restructuring costs were \$322.2 million and \$107.6 million for 2005 and 2004, respectively. Included in 2005 are separation costs associated with Merck's plan to eliminate approximately 7,000 positions company-wide by the end of 2008. In the fourth quarter 2005, Merck incurred \$205.4 million in separation costs associated with this global restructuring program. The separation costs for 2005 are associated with the elimination of approximately 1,100 positions as of December 31, 2005 (which is comprised of actual headcount reductions, and the elimination of contractors and vacant positions), as well as estimates of future terminations of roughly 2,400 positions that were probable and could be reasonably estimated at December 31, 2005 (see Note 4).

As part of the cost-reduction initiative announced in October 2003 and completed at the end of 2004, the Company eliminated 5,100 positions. The Company completed a similar program in 2005 with 900 positions being eliminated through December 31, 2005. As a result of these restructuring actions, the Company recorded restructuring costs of \$116.8 million for 2005 and \$107.6 million for 2004.

Equity Income from Affiliates

Equity income from affiliates reflects the performance of the Company's joint ventures and partnership returns from AZLP. In 2005, the increase in equity income from affiliates primarily reflects the successful performance of *Zetia* and *Vytorin* through the Merck/Schering-Plough partnership and higher partnership returns from AZLP relative to 2004. In 2004, the increase in equity income from affiliates reflected the successful performance of *Zetia* through the Merck/Schering-Plough partnership as well as higher partnership returns from AZLP.

Earnings

| (\$ in millions except per share amounts) | 2005 | Change | 2004 | Change | 2003 |
|--|-----------|--------|-----------|--------|-----------|
| Income from continuing operations | \$4,631.3 | -20% | \$5,813.4 | -12% | \$6,589.6 |
| As a % of sales | 21.0% | | 25.3% | | 29.3% |
| Net income | 4,631.3 | | 5,813.4 | | 6,830.9 |
| As a % of average total assets | 10.6% | | 14.0% | | 14.9% |
| Earnings per common share assuming dilution from continuing operations | \$2.10 | -20% | \$2.61 | -11% | \$2.92 |

Taxes on Income

The Company's effective income tax rate was 37.1% in 2005, 27.1% in 2004 and 27.2% in 2003. The higher tax rate in 2005 reflects a net tax charge primarily related to the Company's decision to repatriate \$15.9 billion of foreign earnings in accordance with the AJCA of 2004. As a result, the Company recorded an income tax charge of \$766.5 million in Taxes on income in 2005 related to this repatriation. This charge was partially offset by a \$100 million benefit associated with a decision to implement certain tax planning strategies. This net tax charge resulted in an increase of 9.1 percentage points to the effective tax rate for the year. A change in mix of domestic and foreign income also had an unfavorable impact on the income tax rate. Partially offsetting the increase in the tax rate is the tax impact of the restructuring costs. The lower tax rate in 2004 and 2003 resulted in a change in mix of domestic and foreign income, which in 2004 included the impact of the *Vioxx* withdrawal, and in 2003 included the impact of restructuring costs and the wholesaler distribution program.

Income from Continuing Operations

Income from continuing operations declined 20% in 2005 compared to a 12% decline in 2004. Income from continuing operations as a percentage of sales was 21.0% in 2005, 25.3% in 2004 and 29.3% in 2003. The decrease in the percentage of sales ratio as compared to 2004 reflects the unfavorable impact of the voluntary worldwide withdrawal of *Vioxx* in 2004, as well as the impact of the global restructuring charge recorded in 2005. The percentage of sales for 2003 includes the implementation of a new wholesaler distribution program. Net income as a percentage of average total assets was 10.6% in 2005, 14.0% in 2004 and 14.9% in 2003.

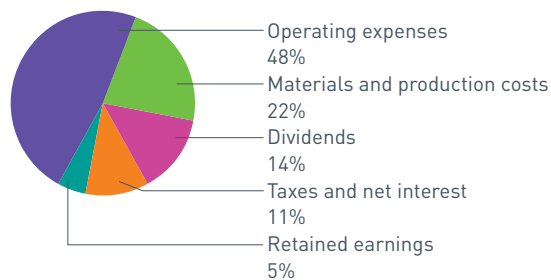
Other (Income) Expense, Net

The decrease in other (income) expense, net, in 2005 primarily reflects a \$176.8 million gain in 2004 from the sale of the Company's 50-percent equity stake in its European joint venture with Johnson & Johnson, as well as realized gains on the Company's investment portfolio recorded in 2004. These transactions were also the primary driver for the increase in other (income) expense, net, in 2004 over 2003.

Earnings per Common Share

Earnings per common share assuming dilution from continuing operations declined 20% in 2005 compared to a decline of 11% in 2004 reflecting the impact of the net tax charge and the restructuring costs recorded in 2005 and the unfavorable impact of the voluntary worldwide withdrawal of *Vioxx* in 2004.

Distribution of 2005 Sales and Equity Income



Selected Joint Venture and Affiliate Information

To expand its research base and realize synergies from combining capabilities, opportunities and assets, the Company has formed a number of joint ventures. (See Note 9 to the financial statements for further information.)

In 2000, the Company and Schering-Plough Corporation (Schering-Plough) entered into agreements to create separate equally-owned partnerships to develop and market in the United States new prescription medicines in the cholesterol-management and respiratory therapeutic areas. In 2001, the cholesterol-management partnership agreements were expanded to include all the countries of the world, excluding Japan. In 2002, ezetimibe, the first in a new class of cholesterol-lowering agents, was launched in the United States as *Zetia* (marketed as *Ezetrol* outside the United States). As reported by the Merck/Schering-Plough partnership, global sales of *Zetia* totaled \$1.4 billion in 2005, \$1.1 billion in 2004 and \$469.4

million in 2003. In July 2004, a combination product containing the active ingredients of both *Zetia* and *Zocor* was approved in the United States as *Vytorin* (marketed as *Inegy* outside the United States). *Vytorin* has been approved in over 47 countries outside the United States. Global sales of *Vytorin* were \$1.0 billion in 2005 and \$132.4 million in 2004. The results from the Company's interest in the Merck/Schering-Plough partnership are recorded in Equity income from affiliates. Merck recognized income of \$570.4 million in 2005, \$132.0 million in 2004 and a loss of \$92.5 million in 2003.

In 1982, the Company entered into an agreement with Astra AB (Astra) to develop and market Astra products in the United States. In 1994, the Company and Astra formed an equally-owned joint venture that developed and marketed most of Astra's new prescription medicines in the United States including *Prilosec*, the first in a class of medications known as proton pump inhibitors, which slows the production of acid from the cells of the stomach lining.

In 1998, the Company and Astra restructured the joint venture whereby the Company acquired Astra's interest in the joint venture, renamed KBI Inc. (KBI), and contributed KBI's operating assets to a new U.S. limited partnership named Astra Pharmaceuticals, L.P. (the Partnership), in which the Company maintains a limited partner interest. The Partnership, renamed AstraZeneca LP (AZLP), became the exclusive distributor of the products for which KBI retained rights.

Merck earns ongoing revenue based on sales of current and future KBI products and such revenue was \$1.7 billion, \$1.5 billion and \$1.9 billion in 2005, 2004 and 2003, respectively, primarily relating to sales of *Nexium* and *Prilosec*. In addition, Merck earns certain Partnership returns, which are recorded in Equity income from affiliates. Such returns include a priority return provided for in the Partnership Agreement, variable returns based, in part, upon sales of certain former Astra USA, Inc. products, and a preferential return representing Merck's share of undistributed AZLP GAAP earnings. These returns aggregated \$833.5 million, \$646.5 million and \$391.5 million in 2005, 2004 and 2003, respectively. The 2003 results reflect a lower preferential return, primarily resulting from the impact of generic competition for *Prilosec*.

In 1997, Merck and Rhône-Poulenc S.A. (now Sanofi-Aventis S.A.) combined their animal health and poultry genetics businesses to form Merial Limited (Merial), a fully integrated animal health company, which is a stand-alone joint venture, equally owned by each party. Merial provides a comprehensive range of pharmaceuticals and vaccines to enhance the health, well-being and performance of a wide range of animal species.

Sales of joint venture products were as follows:

| (\$ in millions) | 2005 | 2004 | 2003 |
|---------------------|------------------|------------------|------------------|
| Fipronil products | \$ 757.7 | \$ 679.1 | \$ 577.2 |
| Avermectin products | 467.5 | 452.4 | 476.7 |
| Other products | 761.8 | 704.3 | 634.9 |
| | \$1,987.0 | \$1,835.8 | \$1,688.8 |

The poultry genetics business consisted of three segments. The domestic turkey and layer segments were divested in 2004 and 2003, respectively, and the broiler and foreign turkey

segments were sold in 2005. These transactions completed the divestiture of Merial's interest in the poultry genetics business. For comparative purposes the amounts presented above for 2005, 2004 and 2003, respectively, do not include revenue earned from the poultry genetics business.

In 1994, Merck and Pasteur Merieux Connaught (now Sanofi Pasteur S.A.) established a 50% owned joint venture to market vaccines in Europe and to collaborate in the development of combination vaccines for distribution in Europe. In September, Sanofi Pasteur MSD (SPMSD), Merck's vaccine joint venture with Sanofi Pasteur, entered into a Letter of Undertaking (LOU), with the European Medicines Agency due to Agency concerns regarding the long-term efficacy of the hepatitis B component of *Hexavac*. The hepatitis B component of *Hexavac* is manufactured by Merck. The LOU requires, in relevant part (1) suspension of the EU *Hexavac* license; (2) suspension of *Hexavac* distribution; (3) a recall of *Hexavac* product in the EU; (4) a recall of *Hexavac* in a number of non-EU countries; and (5) a surveillance program and possible future revaccination. SPMSD, which markets and sells *Hexavac* in part of the EU, has notified Merck that it is reserving any rights that it may have to seek damages from Merck and to be defended, indemnified and held harmless by Merck in the event of third party claims.

In September 2005, the European Medicines Agency (EMA) initiated a formal review of the long-term efficacy of the hepatitis B vaccine, *HBvaxPRO*, and of the hepatitis B component of the hepatitis B/Hib combination vaccine *Procomvax*. Both products are marketed and sold by SPMSD in its European territory, and are sold elsewhere, under different names, by Merck. An assessment report prepared for the EMA Committee for Medicinal Products for Human Use (CHMP) recommends limitations on the use of both products. This recommendation and Merck's response will be considered at a CHMP meeting in February 2006.

Sales of joint venture products were as follows:

| (\$ in millions) | 2005 | 2004 | 2003 |
|--------------------|----------------|----------------|----------------|
| Hepatitis vaccines | \$ 81.1 | \$ 80.5 | \$ 73.6 |
| Viral vaccines | 78.5 | 54.0 | 51.5 |
| Other vaccines | 705.5 | 672.5 | 543.9 |
| | \$865.1 | \$807.0 | \$669.0 |

In 1989, Merck formed a joint venture with Johnson & Johnson to develop and market a broad range of nonprescription medicines for U.S. consumers. This 50% owned joint venture was expanded in Europe in 1993, and into Canada in 1996. In March 2004, Merck sold its 50% equity stake in its European joint venture to Johnson & Johnson for \$244.0 million and recorded a \$176.8 million gain as Other (income) expense, net. Merck will continue to benefit through royalties on certain products and also regained the rights to potential future products that switch from prescription to over-the-counter status in Europe.

Sales of joint venture products were as follows:

| (\$ in millions) | 2005 | 2004* | 2003 |
|---------------------------|----------------|----------------|----------------|
| Gastrointestinal products | \$250.8 | \$269.2 | \$299.6 |
| Other products | 2.5 | 46.1 | 146.2 |
| | \$253.3 | \$315.3 | \$445.8 |

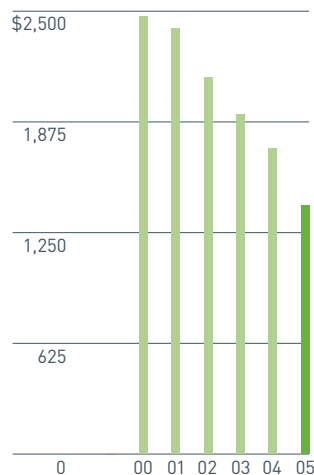
* Includes sales of the European joint venture up through March 2004.

Capital Expenditures

Capital expenditures were \$1.4 billion in 2005 and \$1.7 billion in 2004. Expenditures in the United States were \$938.7 million in 2005 and \$1.1 billion in 2004. Expenditures during 2005 included \$510.7 million for production facilities, \$476.8 million for research and development facilities, \$35.5 million for environmental projects, and \$379.7 million for administrative, safety and general site projects. Capital expenditures approved but not yet spent at December 31, 2005 were \$540.1 million. Capital expenditures for 2006 are estimated to be \$1.3 billion.

Depreciation was \$1.5 billion in 2005 and \$1.3 billion in 2004, of which \$1.1 billion and \$908.4 million, respectively, applied to locations in the United States. Total depreciation in 2005 includes accelerated depreciation of \$84.6 million associated with the global restructuring plan and \$103.1 million associated with the closure of the Terlings Park basic research center (see Note 4). The Company will incur significantly larger accumulated depreciation charges during 2006 as a result of these restructuring actions.

Capital Expenditures \$ in millions



Analysis of Liquidity and Capital Resources

Merck's strong financial profile enables the Company to fully fund research and development, focus on external alliances, support in-line products and maximize upcoming launches while providing significant cash returns to shareholders. Cash provided by operating activities of \$7.6 billion continues to be the Company's primary source of funds to finance capital expenditures, treasury stock purchases and dividends paid to stockholders. At December 31, 2005, the total of worldwide cash and investments was \$16.7 billion, including \$15.6 billion of cash, cash equivalents and short-term investments, and \$1.1 billion of long-term investments.

In October 2004, the AJCA was signed into law. The AJCA created temporary incentives through December 31, 2005 for U.S. multinationals to repatriate accumulated income earned outside of the United States as of December 31, 2002. In connection with the AJCA, the Company repatriated \$15.9 billion during 2005. As a result, the Company recorded an income tax charge of \$766.5 million in Taxes on Income in 2005 related to this repatriation, \$185 million of which was paid in 2005 and \$582 million of which will be paid in the first quarter of 2006. As of December 31, 2005, approximately \$5.2 billion of the AJCA repatriation was invested in fully collateralized overnight repurchase agreements and are included in Short-term investments in the Consolidated Balance Sheet. During the first quarter of 2006, the Company began reinvesting its repurchase agreement balances into other short- and long-term investments.

Selected Data

| (\$ in millions) | 2005 | 2004 | 2003 |
|--|-----------|-----------|-----------|
| Working capital | \$7,745.8 | \$1,731.1 | \$1,957.6 |
| Total debt to total liabilities and equity | 18.1% | 16.1% | 16.7% |
| Cash provided by operations to total debt | 0.9:1 | 1.3:1 | 1.2:1 |

To enable execution of the AJCA repatriation, the Company changed its mix of investments from long-term to short-term, resulting in a significant increase in working capital as of December 31, 2005. Working capital levels are more than adequate to meet the operating requirements of the Company. The ratios of total debt to total liabilities and equity and cash provided by operations to total debt reflect the strength of the Company's operating cash flows and the ability of the Company to cover its contractual obligations.

The Company's contractual obligations as of December 31, 2005 are as follows:

Payments Due by Period

| (\$ in millions) | Total | 2006 | 2007-2008 | 2009-2010 | Thereafter |
|---|-----------|-----------|-----------|-----------|------------|
| Purchase obligations | \$1,568.2 | \$ 423.2 | \$ 753.2 | \$372.6 | \$ 19.2 |
| Loans payable and current portion of long-term debt | 2,972.0 | 2,972.0 | — | — | — |
| Long-term debt | 5,125.6 | — | 1,739.6 | 311.9 | 3,074.1 |
| Operating leases | 266.3 | 79.8 | 94.3 | 45.9 | 46.3 |
| | \$9,932.1 | \$3,475.0 | \$2,587.1 | \$730.4 | \$ 3,139.6 |

Purchase obligations consist primarily of goods and services that are enforceable and legally binding and include obligations for minimum inventory contracts, research and development and advertising. Research contracts do not include milestone payments contingent upon future events. Loans payable and current portion of long-term debt includes \$500 million of notes with a final maturity in 2011, which, on an annual basis, will either be repurchased from the holders at the option of the remarketing agent and remarketed, or redeemed by the Company. Loans payable and current portion of long-term debt also reflect \$337.5 million of long-dated notes that are subject to repayment at the option of the holders on an annual basis. Loans payable also includes \$1.6 billion of commercial paper issued by a foreign subsidiary under a \$3.0 billion commercial paper borrowing facility established in October 2005 to provide funding for a portion of the Company's AJCA repatriation. Required funding obligations for 2006 relating to the Company's pension and other postretirement benefit plans are not expected to be material.

In December 2004, the Company increased the capacity of its shelf registration statement filed with the Securities and Exchange Commission (SEC) to issue debt securities by an additional \$3.0 billion. In February 2005, the Company issued \$1.0 billion of 4.75% ten-year notes under the shelf. The remaining capacity under the Company's shelf registration statement is approximately \$2.8 billion.

In February 2005, the Company established a \$1.5 billion, 5-year revolving credit facility to provide backup liquidity for its commercial paper borrowing facility and for general corporate purposes. The Company has not drawn funding from this facility.

The Company's long-term credit ratings assigned by Moody's and Standard & Poor's are Aa3 and AA-, respectively. These ratings continue to allow access to the capital markets and flexibility in obtaining funds on competitive terms. The Company continues to maintain a conservative financial profile. Total cash and investments of \$16.7 billion exceeds the sum of loans payable and long-term debt of \$8.1 billion. The Company also has long-term credit ratings that remain among the top 4% of rated non-financial corporations. Despite this strong financial profile, certain contingent events, if realized, which are discussed in Note 11, could have a material adverse impact on the Company's liquidity and capital resources. The Company does not participate in any off-balance sheet arrangements involving unconsolidated subsidiaries that provide financing or potentially expose the Company to unrecorded financial obligations.

In July 2002, the Board of Directors approved purchases over time of up to \$10.0 billion of Merck shares. Total treasury stock purchased under this program in 2005 was \$1.0 billion. As of December 31, 2005, \$7.5 billion remains under the 2002 stock repurchase authorization approved by the Merck Board of Directors.

Financial Instruments Market Risk Disclosures

Foreign Currency Risk Management

While the U.S. dollar is the functional currency of the Company's foreign subsidiaries, a significant portion of the Company's revenues are denominated in foreign currencies. Merck relies on sustained cash flows generated from foreign sources to support its long-term commitment to U.S. dollar-based

research and development. To the extent the dollar value of cash flows is diminished as a result of a strengthening dollar, the Company's ability to fund research and other dollar-based strategic initiatives at a consistent level may be impaired. The Company has established revenue hedging and balance sheet risk management programs to protect against volatility of future foreign currency cash flows and changes in fair value caused by volatility in foreign exchange rates.

The objective of the revenue hedging program is to reduce the potential for longer-term unfavorable changes in foreign exchange to decrease the U.S. dollar value of future cash flows derived from foreign currency denominated sales, primarily the euro and Japanese yen. To achieve this objective, the Company will partially hedge anticipated third-party sales that are expected to occur over its planning cycle, typically no more than three years into the future. The Company will layer in hedges over time, increasing the portion of sales hedged as it gets closer to the expected date of the transaction, such that it is probable the hedged transaction will occur. The portion of sales hedged is based on assessments of cost-benefit profiles that consider natural offsetting exposures, revenue and exchange rate volatilities and correlations, and the cost of hedging instruments. The hedged anticipated sales are a specified component of a portfolio of similarly denominated foreign currency-based sales transactions, each of which responds to the hedged risk in the same manner. Merck manages its anticipated transaction exposure principally with purchased local currency put options, which provide the Company with a right, but not an obligation, to sell foreign currencies in the future at a predetermined price. If the U.S. dollar strengthens relative to the currency of the hedged anticipated sales, total changes in the options' cash flows fully offset the decline in the expected future U.S. dollar cash flows of the hedged foreign currency sales. Conversely, if the U.S. dollar weakens, the options' value reduces to zero, but the Company benefits from the increase in the value of the anticipated foreign currency cash flows. While a weaker U.S. dollar would result in a net benefit, the market value of the Company's hedges would have declined by \$113.0 million and \$45.2 million, respectively, from a uniform 10% weakening of the U.S. dollar at December 31, 2005 and 2004. The market value was determined using a foreign exchange option pricing model and holding all factors except exchange rates constant. Because Merck principally uses purchased local currency put options, a uniform weakening of the U.S. dollar will yield the largest overall potential loss in the market value of these options. The sensitivity measurement assumes that a change in one foreign currency relative to the U.S. dollar would not affect other foreign currencies relative to the U.S. dollar. Although not predictive in nature, the Company believes that a 10% threshold reflects reasonably possible near-term changes in Merck's major foreign currency exposures relative to the U.S. dollar. The cash flows from these contracts are reported as operating activities in the Consolidated Statement of Cash Flows.

The primary objective of the balance sheet risk management program is to protect the U.S. dollar value of foreign currency denominated net monetary assets from the effects of volatility in foreign exchange that might occur prior to their conversion to U.S. dollars. Merck principally utilizes forward exchange contracts, which enable the Company to buy and

sell foreign currencies in the future at fixed exchange rates and economically offset the consequences of changes in foreign exchange on the amount of U.S. dollar cash flows derived from the net assets. Merck routinely enters into contracts to fully offset the effects of exchange on exposures denominated in developed country currencies, primarily the euro and Japanese yen. For exposures in developing country currencies, the Company will enter into forward contracts on a more limited basis and only when it is deemed economical to do so based on a cost-benefit analysis that considers the magnitude of the exposure, the volatility of the exchange rate and the cost of the hedging instrument. The Company will also minimize the effect of exchange on monetary assets and liabilities by managing operating activities and net asset positions at the local level. The Company periodically uses forward contracts to hedge the changes in fair value of certain foreign currency denominated available-for-sale securities attributable to fluctuations in foreign currency exchange rates. A sensitivity analysis to changes in the value of the U.S. dollar on foreign currency denominated derivatives, investments and monetary assets and liabilities indicated that if the U.S. dollar uniformly weakened by 10% against all currency exposures of the Company at December 31, 2005, Income from continuing operations before taxes would have declined by \$3.5 million. Because Merck is in a net short position relative to its major foreign currencies after consideration of forward contracts, a uniform weakening of the U.S. dollar will yield the largest overall potential net loss in earnings due to exchange. At December 31, 2004, the Company was in a net long position relative to its major foreign currencies after consideration of forward contracts, therefore, a uniform 10% strengthening of the U.S. dollar would have reduced Income from continuing operations before taxes by \$7.8 million. This measurement assumes that a change in one foreign currency relative to the U.S. dollar would not affect other foreign currencies relative to the U.S. dollar. Although not predictive in nature, the Company believes that a 10% threshold reflects reasonably possible near-term changes in Merck's major foreign currency exposures relative to the U.S. dollar. The cash flows from these contracts are reported as operating activities in the Consolidated Statement of Cash Flows.

Interest Rate Risk Management

In addition to the revenue hedging and balance sheet risk management programs, the Company may use interest rate swap contracts on certain investing and borrowing transactions to manage its net exposure to interest rate changes and to reduce its overall cost of borrowing. The Company does not use leveraged swaps and, in general, does not leverage any of its investment activities that would put principal capital at risk. At December 31, 2005, the Company was a party to three pay-floating, receive-fixed interest rate swap contracts designated as fair value hedges of fixed-rate notes maturing in 2006, 2007 and 2013, respectively. The notional amounts of these swaps, which match the amount of the hedged fixed-rate notes, were \$500 million, \$350 million and \$500 million, respectively. The swaps effectively convert the fixed-rate obligations to floating-rate instruments. The cash flows from these contracts are reported as operating activities in the Consolidated Statement of Cash Flows.

The Company's investment portfolio includes cash equivalents and short-term investments, which at December 31, 2005 included repurchase agreements, the market values of which are not significantly impacted by changes in interest rates. The market value of the Company's medium- to long-term fixed-rate investments is modestly impacted by changes in U.S. interest rates. Changes in medium- to long-term U.S. interest rates have a more significant impact on the market value of the Company's fixed-rate borrowings, which generally have longer maturities. A sensitivity analysis to measure potential changes in the market value of the Company's investments, debt and related swap contracts from a change in interest rates indicated that a one percentage point increase in interest rates at December 31, 2005 and 2004 would have positively impacted the net aggregate market value of these instruments by \$236.2 million and \$75.4 million, respectively. A one percentage point decrease at December 31, 2005 and 2004 would have negatively impacted the net aggregate market value by \$283.6 million and \$115.4 million, respectively. The increased sensitivity is attributable to a change in the mix of investments from long-term fixed rate to short-term variable rate as of December 31, 2005. The fair value of the Company's debt was determined using pricing models reflecting one percentage point shifts in the appropriate yield curves. The fair value of the Company's investments was determined using a combination of pricing and duration models.

Critical Accounting Policies and Other Matters

The consolidated financial statements include certain amounts that are based on management's best estimates and judgments. Estimates are used in determining such items as provisions for sales discounts and returns, depreciable and amortizable lives, recoverability of inventories produced in preparation for product launches, amounts recorded for contingencies, environmental liabilities and other reserves, pension and other postretirement benefit plan assumptions, and taxes on income. Because of the uncertainty inherent in such estimates, actual results may differ from these estimates. Application of the following accounting policies result in accounting estimates having the potential for the most significant impact on the financial statements.

Revenue Recognition

Revenues from sales of products are recognized when title and risk of loss passes to the customer. Revenues for domestic pharmaceutical sales are recognized at the time of shipment, while for many foreign subsidiaries, as well as for shipping sales, revenues are recognized at the time of delivery. Recognition of revenue also requires reasonable assurance of collection of sales proceeds and completion of all performance obligations. Domestically, sales discounts are issued to customers as direct discounts at the point-of-sale or indirectly through an intermediary wholesale purchaser, known as chargebacks, or indirectly in the form of rebates. Additionally, sales are generally made with a limited right of return under certain conditions. Revenues are recorded net of provisions for sales discounts and returns, which are established at the time of sale.

The provision for aggregate indirect customer discounts covers chargebacks and rebates. Chargebacks are discounts that occur when a contracted customer purchases directly through an intermediary wholesale purchaser. The contracted customer generally purchases product at its contracted price plus a mark-up from the wholesaler. The wholesaler, in turn, charges the Company back for the difference between the price initially paid by the wholesaler and the contract price paid to the wholesaler by the customer. The provision for chargebacks is based on expected sell-through levels by the Company's wholesale customers to contracted customers, as well as estimated wholesaler inventory levels. Rebates are amounts owed based upon definitive contractual agreements or legal requirements with private sector and public sector (Medicaid) benefit providers, after the final dispensing of the product by a pharmacy to a benefit plan participant. The provision is based on expected payments, which are driven by patient usage and contract performance by the benefit provider customers.

The Medicare Prescription Drug Improvement and Modernization Act of 2003, commonly referred to as Medicare Part D, became effective January 1, 2006. The Company does not anticipate that Medicare Part D will have a material impact on its results of operations.

The Company assumes a first-in, first-out movement of inventory within the supply chain for purposes of estimating its aggregate indirect customer discount accrual. In addition, the Company uses historical customer segment mix, adjusted for other known events, in order to estimate the expected provision. Amounts accrued for aggregate indirect customer discounts are evaluated on a quarterly basis through comparison of information provided by the wholesalers and other customers to the amounts accrued. Adjustments are recorded when trends or significant events indicate that a change in the estimated provision is appropriate.

The Company continually monitors its provision for aggregate indirect customer discounts. There were no material adjustments to estimates associated with the aggregate indirect customer discount provision in 2005, 2004 and 2003.

Summarized information about changes in the aggregate indirect customer discount accrual is as follows:

| | 2005 | 2004 |
|-------------------------------------|------------|------------|
| Balance, January 1 | \$ 1,030.3 | \$ 752.2 |
| Current provision | 4,419.1 | 4,031.6 |
| Adjustments relating to prior years | 134.7 | 57.7 |
| Payments | (4,417.6) | (3,811.2) |
| Balance, December 31 | \$ 1,166.5 | \$ 1,030.3 |

Accruals for chargebacks are reflected as a direct reduction to accounts receivable and accruals for rebates as accrued expenses. The accrued balances relative to these provisions included in Accounts receivable and Accrued and other current liabilities were \$164.3 million and \$1.0 billion, respectively, at December 31, 2005, and \$133.7 million and \$896.6 million, respectively, at December 31, 2004.

The Company maintains a returns policy that allows its customers to return product within a specified period prior to

and subsequent to the expiration date (generally, six months before and twelve months after product expiration). The estimate of the provision for returns is based upon historical experience with actual returns. Additionally, the Company considers factors such as levels of inventory in the distribution channel, product dating and expiration period, whether products have been discontinued, entrance in the market of additional generic competition, changes in formularies or launch of over-the-counter products, to name a few. The product returns provision, as well as actual returns, were approximately 0.5% of net sales in 2005, 2004 and 2003.

Through the distribution program for U.S. wholesalers, implemented in 2003, the Company incentivizes wholesalers to align purchases with underlying demand and maintain inventories within specified levels. The terms of the program allow the wholesalers to earn fees upon providing visibility into their inventory levels as well as by achieving certain performance parameters, such as, inventory management, customer service levels, reducing shortage claims and reducing product returns. Information provided through the wholesaler distribution program includes items such as sales trends, inventory on-hand, on-order quantity and product returns.

Wholesalers generally provide only the above mentioned data to the Company, as there is no regulatory requirement to report lot level information to manufacturers, which is the level of information needed to determine the remaining shelf life and original sale date of inventory. Given current wholesaler inventory levels, which are generally less than a month, the Company believes that collection of order lot information across all wholesale customers would have limited use in estimating sales discounts and returns.

Inventories Produced in Preparation for Product Launches

The Company capitalizes inventories produced in preparation for product launches sufficient to support initial market demand. Typically, capitalization of such inventory does not begin until the related product candidates are in Phase III clinical trials and are considered to have a high probability of regulatory approval. At December 31, 2005, inventories produced in preparation for product launches consisted of three vaccine products, which are in Phase III clinical trials, a new formulation for an existing vaccine product, and a new compound for type 2 diabetes. The Company continues to monitor the status of each respective product within the regulatory approval process; however, the Company generally does not disclose specific timing for regulatory approval. If the Company is aware of any specific risks or contingencies other than the normal regulatory approval process or if there are any specific issues identified during the research process relating to safety, efficacy, manufacturing, marketing or labeling, the related inventory would generally not be capitalized. There are no significant issues with respect to any of these products. Expiry dates of the inventory are impacted by the stage of completion. The Company manages the levels of inventory at each stage to optimize the shelf life of the inventory in relation to anticipated market demand in order to avoid product expiry issues. The shelf lives for substantially all of these products range from a minimum of 8 to 13 years. Anticipated future sales of the

products support the realization of the inventory value as the inventory shelf life is sufficient to meet initial product launch requirements.

In addition, the Company produced inventory in preparation for the launch of *Arcoxia* in the United States. *Arcoxia* has been launched in 56 countries in Europe, Latin America, Asia and Africa. Additionally, the Company continues to work with regulatory agencies from other countries on registration materials to launch *Arcoxia* in those countries. In October 2004, the Company received an "approvable" letter from the FDA for the Company's NDA for *Arcoxia*. The FDA informed the Company in the letter that before approval of the NDA can be issued, additional safety and efficacy data for *Arcoxia* are required. Outside of the United States, Merck continues to work with local regulatory agencies to review and adjust prescribing information contained on *Arcoxia*'s label in those countries. While the minimum shelf life for *Arcoxia* is approximately 4 years, anticipated worldwide market demand in countries where *Arcoxia* has been approved supports the value of inventory capitalized. The build-up of inventory for *Arcoxia* and inventories produced in preparation for product launches did not have a material effect on the Company's liquidity.

Contingencies and Environmental Liabilities

The Company is involved in various claims and legal proceedings of a nature considered normal to its business, including product liability, intellectual property and commercial litigation, as well as additional matters such as antitrust actions. (See Note 11 to the financial statements for further information.) The Company records accruals for contingencies when it is probable that a liability has been incurred and the amount can be reasonably estimated. These accruals are adjusted periodically as assessments change or additional information becomes available. For product liability claims, a portion of the overall accrual is actuarially determined and considers such factors as past experience, number of claims reported and estimates of claims incurred but not yet reported. Individually significant contingent losses are accrued when probable and reasonably estimable.

Legal defense costs expected to be incurred in connection with a loss contingency are accrued when probable and reasonably estimable. As of December 31, 2004, the Company had established a reserve of \$675 million solely for its future legal defense costs related to the *Vioxx* Lawsuits and the *Vioxx* Investigations. During 2005, the Company spent \$285 million in the aggregate in legal defense costs worldwide related to (i) the *Vioxx* Product Liability Lawsuits, (ii) the *Vioxx* Shareholder Lawsuits, (iii) the *Vioxx* Foreign Lawsuits, and (iv) the *Vioxx* Investigations (collectively, the "*Vioxx* Litigation"). In the fourth quarter, the Company recorded a charge of \$295 million to increase the reserve solely for its future legal defense costs related to *Vioxx* to \$685 million at December 31, 2005. This reserve is based on certain assumptions and is the best estimate of the amount that the Company believes, at this time, it can reasonably estimate will be spent through 2007. Some of the significant factors considered in the establishment and ongoing review of the reserve for the *Vioxx* legal defense costs

were as follows: the actual costs incurred by the Company up to that time; the development of the Company's legal defense strategy and structure in light of the scope of the *Vioxx* Litigation; the number of cases being brought against the Company; the costs and outcomes of completed trials and the anticipated timing, progression, and related costs of pre-trial activities and trials in the *Vioxx* Product Liability Lawsuits. Events such as scheduled trials that are expected to occur throughout 2006 and into 2007, and the inherent inability to predict the ultimate outcomes of such trials, limit the Company's ability to reasonably estimate its legal costs beyond the end of 2007. The Company will continue to monitor its legal defense costs and review the adequacy of the associated reserves.

The Company currently anticipates that a number of *Vioxx* Product Liability Lawsuits will be tried in 2006. The Company cannot predict the timing of any trials with respect to the *Vioxx* Shareholder Lawsuits. The Company believes that it has meritorious defenses to the *Vioxx* Lawsuits and will vigorously defend against them. In view of the inherent difficulty of predicting the outcome of litigation, particularly where there are many claimants and the claimants seek indeterminate damages, the Company is unable to predict the outcome of these matters, and at this time cannot reasonably estimate the possible loss or range of loss with respect to the *Vioxx* Lawsuits. The Company has not established any reserves for any potential liability relating to the *Vioxx* Litigation.

The Company is a party to a number of proceedings brought under the Comprehensive Environmental Response, Compensation and Liability Act, commonly known as Superfund. When a legitimate claim for contribution is asserted, a liability is initially accrued based upon the estimated transaction costs to manage the site. Accruals are adjusted as feasibility studies and related cost assessments of remedial techniques are completed, and as the extent to which other potentially responsible parties (PRPs) who may be jointly and severally liable can be expected to contribute is determined.

The Company is also remediating environmental contamination resulting from past industrial activity at certain of its sites and takes an active role in identifying and providing for these costs. A worldwide survey was initially performed to assess all sites for potential contamination resulting from past industrial activities. Where assessment indicated that physical investigation was warranted, such investigation was performed, providing a better evaluation of the need for remedial action. Where such need was identified, remedial action was then initiated. Estimates of the extent of contamination at each site were initially made at the pre-investigation stage and liabilities for the potential cost of remediation were accrued at that time. As more definitive information became available during the course of investigations and/or remedial efforts at each site, estimates were refined and accruals were adjusted accordingly. These estimates and related accruals continue to be refined annually.

The Company believes that it is in compliance in all material respects with applicable environmental laws and regulations. Expenditures for remediation and environmental liabilities were \$31.3 million in 2005, and are estimated at \$53.5 million for the years 2006 through 2010. In management's opinion, the liabilities for all environmental matters that are probable and reasonably estimable have been accrued and totaled

\$100.4 million and \$127.5 million at December 31, 2005 and December 31, 2004, respectively. These liabilities are undiscounted, do not consider potential recoveries from insurers or other parties and will be paid out over the periods of remediation for the applicable sites, which are expected to occur primarily over the next 15 years. Although it is not possible to predict with certainty the outcome of these matters, or the ultimate costs of remediation, management does not believe that any reasonably possible expenditures that may be incurred in excess of the liabilities accrued should exceed \$88.0 million in the aggregate. Management also does not believe that these expenditures should result in a material adverse effect on the Company's financial position, results of operations, liquidity or capital resources for any year.

Pensions and Other Postretirement Benefit Plans

Net pension and other postretirement benefit cost totaled \$561.8 million in 2005 and \$521.5 million in 2004. Pension and other postretirement benefit plan information for financial reporting purposes is calculated using actuarial assumptions including a discount rate for plan benefit obligations and an expected rate of return on plan assets.

The Company reassesses its benefit plan assumptions on a regular basis. For both the pension and other postretirement benefit plans, the discount rate is evaluated annually and modified to reflect the prevailing market rate at December 31 of a portfolio of high-quality fixed-income debt instruments that would provide the future cash flows needed to pay the benefits included in the benefit obligation as they come due. At December 31, 2005, the Company changed its discount rate to 5.75% from 6.0% for its U.S. pension plan. The discount rate for the Company's U.S. other postretirement benefit plan remained the same at 5.75%.

The expected rate of return for both the pension and other postretirement benefit plans represents the average rate of return to be earned on plan assets over the period the benefits included in the benefit obligation are to be paid. In developing the expected rate of return, the Company considers long-term compound annualized returns of historical market data as well as actual returns on the Company's plan assets and applies adjustments that reflect more recent capital market experience. Using this reference information, the Company develops forward-looking return expectations for each asset category and a weighted average expected long-term rate of return for a targeted portfolio allocated across these investment categories. The expected portfolio performance reflects the contribution of active management as appropriate. As a result of this analysis, for 2006, the Company's expected rate of return of 8.75% remained unchanged from 2005 for its U.S. pension and other postretirement benefit plans.

The target investment portfolio of the Company's U.S. pension and other postretirement benefit plans is allocated 45% to 60% in U.S. equities, 20% to 30% in international equities, 15% to 25% in fixed-income investments and up to 8% in cash and other investments. The portfolio's equity weighting is consistent with the long-term nature of the plans' benefit obligation. The expected annual standard deviation of returns of the target

portfolio, which approximates 13%, reflects both the equity allocation and the diversification benefits among the asset classes in which the portfolio invests.

Actuarial assumptions are based upon management's best estimates and judgment. A reasonably possible change of plus (minus) 25 basis points in the discount rate assumption, with other assumptions held constant, would have an estimated \$40.8 million favorable (unfavorable) impact on net pension and postretirement benefit cost. A reasonably possible change of plus (minus) 25 basis points in the expected rate of return assumption, with other assumptions held constant, would have an estimated \$12.1 million favorable (unfavorable) impact on net pension and postretirement benefit cost. The Company does not expect to have a minimum pension funding requirement under the Internal Revenue Code during 2006. The preceding hypothetical changes in the discount rate and expected rate of return assumptions would not impact the Company's funding requirements.

Unrecognized net loss amounts reflect experience differentials primarily relating to differences between expected and actual returns on plan assets as well as the effects of changes in actuarial assumptions. Expected returns are based on a calculated market-related value of assets. Under this methodology, asset gains/losses resulting from actual returns that differ from the Company's expected returns are recognized in the market-related value of assets ratably over a five-year period. Total unrecognized net loss amounts in excess of certain thresholds are amortized into net pension and other postretirement benefit cost over the average remaining service life of employees. Amortization of total unrecognized net losses for the Company's U.S. plans at December 31, 2005 is expected to increase net pension and other postretirement benefit cost by approximately \$126.0 million annually from 2006 through 2010.

Taxes on Income

The Company's effective tax rate is based on pre-tax income, statutory tax rates and tax planning opportunities available in the various jurisdictions in which the Company operates. An estimated effective tax rate for a year is applied to the Company's quarterly operating results. In the event that there is a significant unusual or one-time item recognized, or expected to be recognized, in the Company's quarterly operating results, the tax attributable to that item would be separately calculated and recorded at the same time as the unusual or one-time item. The Company considers the resolution of prior year tax matters to be such items. Significant judgment is required in determining the Company's effective tax rate and in evaluating its tax positions. The Company establishes reserves when, despite its belief that the tax return positions are fully supportable, certain positions are likely to be challenged and that it may not succeed. [See Note 17 to the financial statements for further information.] The Company adjusts these reserves in light of changing facts and circumstances, such as the closing of a tax audit.

Tax regulations require items to be included in the tax return at different times than the items are reflected in the financial statements. As a result, the effective tax rate reflected in the financial statements is different than that reported in the

tax return. Some of these differences are permanent, such as expenses that are not deductible on the tax return, and some are timing differences, such as depreciation expense. Timing differences create deferred tax assets and liabilities. Deferred tax assets generally represent items that can be used as a tax deduction or credit in the tax return in future years for which the Company has already recorded the tax benefit in the financial statements. The Company establishes valuation allowances for its deferred tax assets when the amount of expected future taxable income is not likely to support the use of the deduction or credit. Deferred tax liabilities generally represent tax expense recognized in the financial statements for which payment has been deferred or expense for which the Company has already taken a deduction on the tax return, but has not yet recognized as expense in the financial statements.

As previously disclosed, in October 2004, the AJCA was signed into law. The AJCA creates a temporary incentive for U.S. multinationals to repatriate accumulated income earned outside of the United States as of December 31, 2002. In connection with the AJCA, the Company repatriated \$15.9 billion during 2005 (see Note 17). As a result of this repatriation, the Company recorded an income tax charge of \$766.5 million in Taxes on Income in 2005 related to this repatriation. This charge was partially offset by a \$100 million benefit associated with a decision to implement certain tax planning strategies. The Company has not changed its intention to indefinitely reinvest accumulated earnings earned subsequent to December 31, 2002. At December 31, 2005, foreign earnings of \$8.3 billion have been retained indefinitely by subsidiary companies for reinvestment. No provision will be made for income taxes that would be payable upon the distribution of such earnings and it is not practicable to determine the amount of the related unrecognized deferred income tax liability.

Recently Issued Accounting Standards

In November 2004, the FASB issued Statement No. 151, Inventory Costs—an amendment of ARB No. 43, Chapter 4 (FAS 151), which is effective beginning January 1, 2006. FAS 151 requires that abnormal amounts of idle facility expense, freight, handling costs and wasted material be recognized as current period charges. The Statement also requires that the allocation of fixed production overhead be based on the normal capacity of the production facilities. The effect of this Statement on the Company's financial position or results of operations is not expected to be material.

In December 2004, the FASB issued Statement No. 123R, Share-Based Payment (FAS 123R), which was originally intended to become effective beginning July 1, 2005. In April 2005, the Securities and Exchange Commission (SEC) issued a new rule which delayed the Company's effective date of FAS 123R beginning January 1, 2006. FAS 123R requires all share-based payments to employees to be expensed over the requisite service period based on the grant-date fair value of the awards and requires that the unvested portion of all outstanding awards upon adoption be recognized using the same fair value and attribution methodologies previously determined under Statement No. 123, Accounting for Stock-Based Compensation. On November 10, 2005 the FASB issued FASB Staff Position (FSP) 123R-3,

Transition Election Related to Accounting for the Tax Effects of Share-Based Payment Awards, which provides an optional short cut method for calculating the historical pool of windfall benefits upon adoption of FAS 123R. The Company will adopt FAS 123R, and the FSP effective January 1, 2006. The Company will continue to use the Black-Scholes valuation method and will apply the modified prospective method. As a result of the adoption of this Statement, Merck's compensation expense for share-based payments is expected to be approximately \$220 million in 2006.

In November 2005, the FASB issued FSP 115-1 and FSP 124-1, *The Meaning of Other-Than-Temporary Impairment and its Application to Certain Investments*. The FSP addresses the determination as to when an investment is considered impaired, whether the impairment is other than temporary, and the measurement of an impairment loss as well as accounting considerations subsequent to the recognition of an other-than-temporary impairment and requires certain disclosures about unrealized losses that have not been recognized as other-than-temporary impairments. The FSP is effective beginning January 1, 2006. The effect of this Statement on the Company's financial position or results of operations is not expected to be material.

In December 2005, the SEC issued an Interpretation, *Commission Guidance Regarding Accounting for Sales of Vaccines and BioTerror Countermeasures to the Federal Government for Placement into the Pediatric Vaccine Stockpile or the Strategic National Stockpile*, which is effective beginning January 1, 2006. Under the Interpretation, the SEC will not object to revenue recognition from the sale of vaccines and bioterror countermeasures to the Federal government for placement into stockpiles related only to the Vaccines for Children Program or the Strategic National Stockpile. The effect of adoption of this Interpretation on the Company's financial position or results of operations is not expected to be material.

Cautionary Factors That May Affect Future Results

This annual report and other written reports and oral statements made from time to time by the Company may contain so-called "forward-looking statements," all of which are based on management's current expectations and are subject to risks and uncertainties which may cause results to differ materially from those set forth in the statements. One can identify these forward-looking statements by their use of words such as "expects," "plans," "will," "estimates," "forecasts," "projects" and other words of similar meaning. One can also identify them by the fact that they do not relate strictly to historical or current facts. These statements are likely to address the Company's growth strategy, financial results, product development, product approvals, product potential and development programs. One must carefully consider any such statement and should understand that many factors could cause actual results to differ materially from the Company's forward-looking statements. These factors include inaccurate assumptions and a broad variety of other risks and uncertainties, including some that are known and some that are not. No forward-looking statement can be guaranteed and actual future results may vary materially.

The Company does not assume the obligation to update any forward-looking statement. One should carefully evaluate such statements in light of factors, including risk factors, described in the Company's filings with the Securities and Exchange Commission, especially on Forms 10-K, 10-Q and 8-K. In Item 1 of the Company's annual report on Form 10-K for the year ended December 31, 2005, which will be filed in March 2006, the Company discusses in more detail various important factors that could cause actual results to differ from expected or historic results. The Company notes these factors for investors as permitted by the Private Securities Litigation Reform Act of 1995. Prior to the filing of the Form 10-K for the year ended December 31, 2005, reference should be made to Item 1 of the Company's annual report on Form 10-K for the year ended December 31, 2004. One should understand that it is not possible to predict or identify all such factors. Consequently, the reader should not consider any such list to be a complete statement of all potential risks or uncertainties.

Cash Dividends Paid per Common Share

| | Year | 4th Q | 3rd Q | 2nd Q | 1st Q |
|-------------|---------------|--------------|--------------|--------------|--------------|
| 2005 | \$1.52 | \$.38 | \$.38 | \$.38 | \$.38 |
| 2004 | \$ 1.49 | \$.38 | \$.37 | \$.37 | \$.37 |

Common Stock Market Prices

| | 4th Q | 3rd Q | 2nd Q | 1st Q |
|-------------|----------------|----------------|----------------|----------------|
| 2005 | | | | |
| High | \$32.54 | \$32.34 | \$35.20 | \$32.61 |
| Low | 25.50 | 26.97 | 30.40 | 27.48 |
| 2004 | | | | |
| High | \$ 34.32 | \$ 47.73 | \$ 48.78 | \$ 49.33 |
| Low | 25.60 | 32.46 | 44.28 | 42.85 |

The principal market for trading of the common stock is the New York Stock Exchange (NYSE) under the symbol MRK. The common stock market price information above is based on historical NYSE market prices.

Condensed Interim Financial Data⁽¹⁾

(\$ in millions except per share amounts)

| | 4th Q ⁽²⁾ | 3rd Q ⁽²⁾ | 2nd Q ⁽⁴⁾ | 1st Q |
|---|----------------------|----------------------|----------------------|------------------|
| 2005 | | | | |
| Sales | \$5,765.9 | \$5,416.2 | \$5,467.5 | \$5,362.2 |
| Materials and production costs | 1,478.8 | 1,238.8 | 1,160.6 | 1,271.4 |
| Marketing and administrative expenses | 2,139.1 | 1,661.4 | 1,749.5 | 1,605.5 |
| Research and development expenses | 1,112.0 | 942.6 | 946.8 | 846.6 |
| Restructuring costs | 228.9 | 79.8 | 5.8 | 7.8 |
| Equity income from affiliates | (586.6) | (480.1) | (334.1) | (316.3) |
| Other (income) expense, net | (126.3) | (24.7) | 14.0 | 26.5 |
| Income from continuing operations before taxes | 1,520.0 | 1,998.4 | 1,924.9 | 1,920.7 |
| Net income | 1,119.7 | 1,420.9 | 720.6 | 1,370.1 |
| Basic earnings per common share | \$.51 | \$.65 | \$.33 | \$.62 |
| Earnings per common share assuming dilution | \$.51 | \$.65 | \$.33 | \$.62 |
| 2004 | | | | |
| Sales | \$ 5,748.0 | \$ 5,538.1 | \$ 6,021.7 | \$ 5,630.8 |
| Materials and production costs | 1,283.6 | 1,364.2 | 1,163.7 | 1,148.2 |
| Marketing and administrative expenses | 2,347.2 | 1,718.4 | 1,594.3 | 1,578.7 |
| Research and development expenses | 1,108.6 | 919.3 | 986.0 | 996.3 |
| Restructuring costs | 18.6 | 34.5 | 21.9 | 32.7 |
| Equity income from affiliates | (285.9) | (307.1) | (220.5) | (194.7) |
| Other (income) expense, net | (103.9) | (4.2) | 37.5 | (273.3) |
| Income from continuing operations before taxes | 1,379.8 | 1,813.0 | 2,438.8 | 2,342.9 |
| Net income | 1,101.1 | 1,325.6 | 1,768.1 | 1,618.6 |
| Basic earnings per common share | \$.50 | \$.60 | \$.80 | \$.73 |
| Earnings per common share assuming dilution | \$.50 | \$.60 | \$.79 | \$.73 |

⁽¹⁾ Prior period amounts have been reclassified to reflect separate line item presentation of Restructuring costs.

⁽²⁾ Amounts for 2005 include the impact of restructuring actions (see Note 4). Amounts for 2005 and 2004 include the impact of the reserve for Viiox legal defense costs (see Note 11).

⁽³⁾ Amounts for 2004 include the impact of the voluntary worldwide withdrawal of Viiox (see Note 3).

⁽⁴⁾ Amounts for 2005 include the impact of the net tax charge primarily associated with the AJCA repatriation (see Note 17).

Consolidated Statement of Income

Merck & Co., Inc. and Subsidiaries

Years Ended December 31

(\$ in millions except per share amounts)

| | 2005 | 2004 | 2003 |
|---|------------|------------|------------|
| Sales | \$22,011.9 | \$22,938.6 | \$22,485.9 |
| Costs, Expenses and Other | | | |
| Materials and production | 5,149.6 | 4,959.8 | 4,436.9 |
| Marketing and administrative | 7,155.5 | 7,238.7 | 6,200.3 |
| Research and development | 3,848.0 | 4,010.2 | 3,279.9 |
| Restructuring costs | 322.2 | 107.6 | 194.6 |
| Equity income from affiliates | (1,717.1) | (1,008.2) | (474.2) |
| Other (income) expense, net | (110.2) | (344.0) | (203.2) |
| | 14,648.0 | 14,964.1 | 13,434.3 |
| Income from Continuing Operations Before Taxes | 7,363.9 | 7,974.5 | 9,051.6 |
| Taxes on Income | 2,732.6 | 2,161.1 | 2,462.0 |
| Income from Continuing Operations | 4,631.3 | 5,813.4 | 6,589.6 |
| Income from Discontinued Operations, Net of Taxes | — | — | 241.3 |
| Net Income | \$ 4,631.3 | \$ 5,813.4 | \$ 6,830.9 |
| Basic Earnings per Common Share | | | |
| Continuing Operations | \$2.11 | \$2.62 | \$2.95 |
| Discontinued Operations | — | — | .11 |
| Net Income | \$2.11 | \$2.62 | \$3.05* |
| Earnings per Common Share Assuming Dilution | | | |
| Continuing Operations | \$2.10 | \$2.61 | \$2.92 |
| Discontinued Operations | — | — | .11 |
| Net Income | \$2.10 | \$2.61 | \$3.03 |

* Amount does not add as a result of rounding.

Consolidated Statement of Retained Earnings

Merck & Co., Inc. and Subsidiaries

Years Ended December 31

(\$ in millions)

| | 2005 | 2004 | 2003 |
|---------------------------------|------------|------------|------------|
| Balance, January 1 | \$36,626.3 | \$34,142.0 | \$35,434.9 |
| Net Income | 4,631.3 | 5,813.4 | 6,830.9 |
| Common Stock Dividends Declared | (3,338.7) | (3,329.1) | (3,264.7) |
| Spin-off of Medco Health | — | — | (4,859.1) |
| Balance, December 31 | \$37,918.9 | \$36,626.3 | \$34,142.0 |

Consolidated Statement of Comprehensive Income

Merck & Co., Inc. and Subsidiaries

Years Ended December 31

(\$ in millions)

| | 2005 | 2004 | 2003 |
|--|------------|------------|------------|
| Net Income | \$ 4,631.3 | \$ 5,813.4 | \$ 6,830.9 |
| Other Comprehensive Income (Loss) | | | |
| Net unrealized gain (loss) on derivatives, net of tax and net income realization | 81.3 | (31.7) | (21.3) |
| Net unrealized gain (loss) on investments, net of tax and net income realization | 50.3 | (100.9) | (46.3) |
| Minimum pension liability, net of tax | (7.0) | (4.9) | 231.9 |
| Cumulative translation adjustment relating to equity investees, net of tax | (26.4) | 26.1 | — |
| | 98.2 | (111.4) | 164.3 |
| Comprehensive Income | \$ 4,729.5 | \$ 5,702.0 | \$ 6,995.2 |

The accompanying notes are an integral part of these consolidated financial statements.

Consolidated Balance Sheet

Merck & Co., Inc. and Subsidiaries

December 31

(\$ in millions)

| | 2005 | 2004 |
|---|-------------------|-------------------|
| Assets | | |
| Current Assets | | |
| Cash and cash equivalents | \$ 9,585.3 | \$ 2,878.8 |
| Short-term investments | 6,052.3 | 4,211.1 |
| Accounts receivable | 2,927.3 | 3,627.7 |
| Inventories (excludes inventories of \$753.8 in 2005 and \$638.7 in 2004 classified in Other assets—see Note 7) | 1,658.1 | 1,898.7 |
| Prepaid expenses and taxes | 826.3 | 858.9 |
| Total current assets | 21,049.3 | 13,475.2 |
| Investments | 1,107.9 | 6,727.1 |
| Property, Plant and Equipment (at cost) | | |
| Land | 433.0 | 366.6 |
| Buildings | 9,479.6 | 8,874.3 |
| Machinery, equipment and office furnishings | 12,785.2 | 11,926.1 |
| Construction in progress | 1,015.5 | 1,641.6 |
| | 23,713.3 | 22,808.6 |
| Less allowance for depreciation | 9,315.1 | 8,094.9 |
| | 14,398.2 | 14,713.7 |
| Goodwill | 1,085.7 | 1,085.7 |
| Other Intangibles, Net | 518.7 | 679.2 |
| Other Assets | 6,686.0 | 5,891.9 |
| | \$44,845.8 | \$42,572.8 |
| Liabilities and Stockholders' Equity | | |
| Current Liabilities | | |
| Loans payable and current portion of long-term debt | \$ 2,972.0 | \$ 2,181.2 |
| Trade accounts payable | 471.1 | 421.4 |
| Accrued and other current liabilities | 5,381.2 | 5,288.1 |
| Income taxes payable | 3,649.2 | 3,012.3 |
| Dividends payable | 830.0 | 841.1 |
| Total current liabilities | 13,303.5 | 11,744.1 |
| Long-Term Debt | 5,125.6 | 4,691.5 |
| Deferred Income Taxes and Noncurrent Liabilities | 6,092.9 | 6,442.1 |
| Minority Interests | 2,407.2 | 2,406.9 |
| Stockholders' Equity | | |
| Common stock, one cent par value | | |
| Authorized—5,400,000,000 shares | | |
| Issued—2,976,223,337 shares—2005 | | |
| —2,976,230,393 shares—2004 | 29.8 | 29.8 |
| Other paid-in capital | 6,900.0 | 6,869.8 |
| Retained earnings | 37,918.9 | 36,626.3 |
| Accumulated other comprehensive income (loss) | 52.3 | (45.9) |
| | 44,901.0 | 43,480.0 |
| Less treasury stock, at cost | | |
| 794,299,347 shares—2005 | | |
| 767,591,491 shares—2004 | 26,984.4 | 26,191.8 |
| Total stockholders' equity | 17,916.6 | 17,288.2 |
| | \$44,845.8 | \$42,572.8 |

The accompanying notes are an integral part of this consolidated financial statement.

Consolidated Statement of Cash Flows

Merck & Co., Inc. and Subsidiaries

Years Ended December 31

(\$ in millions)

| | 2005 | 2004 | 2003 |
|---|-------------|------------|------------|
| Cash Flows from Operating Activities of Continuing Operations | | | |
| Net income | \$ 4,631.3 | \$ 5,813.4 | \$ 6,830.9 |
| Less: Income from discontinued operations, net of taxes | — | — | (241.3) |
| Income from continuing operations | 4,631.3 | 5,813.4 | 6,589.6 |
| Adjustments to reconcile income from continuing operations to net cash provided by operating activities of continuing operations: | | | |
| Depreciation and amortization | 1,708.1 | 1,450.7 | 1,314.2 |
| Deferred income taxes | 9.0 | 48.9 | 131.7 |
| Equity income from affiliates | (1,717.1) | (1,008.2) | (474.2) |
| Dividends and distributions from equity affiliates | 1,101.2 | 587.0 | 553.4 |
| Other | 695.5 | 385.8 | (177.3) |
| Net changes in assets and liabilities: | | | |
| Accounts receivable | 345.9 | 173.1 | 320.9 |
| Inventories | 125.6 | 331.9 | (435.3) |
| Trade accounts payable | 63.6 | (323.8) | (21.6) |
| Accrued and other current liabilities | 238.2 | 1,382.3 | 505.4 |
| Income taxes payable | 663.2 | 453.9 | 494.1 |
| Noncurrent liabilities | (412.2) | (445.4) | (255.3) |
| Other | 156.2 | (50.5) | (119.1) |
| Net Cash Provided by Operating Activities of Continuing Operations | 7,608.5 | 8,799.1 | 8,426.5 |
| Cash Flows from Investing Activities of Continuing Operations | | | |
| Capital expenditures | (1,402.7) | (1,726.1) | (1,915.9) |
| Purchase of securities, subsidiaries and other investments | (125,308.4) | (82,256.4) | (61,586.9) |
| Proceeds from sale of securities, subsidiaries and other investments | 128,981.4 | 82,363.8 | 60,823.4 |
| Acquisitions of Banyu shares | — | (12.8) | (1,527.8) |
| Other | (3.1) | (6.6) | (25.0) |
| Net Cash Provided (Used) by Investing Activities of Continuing Operations | 2,267.2 | (1,638.1) | (4,232.2) |
| Cash Flows from Financing Activities of Continuing Operations | | | |
| Net change in short-term borrowings | 1,296.2 | (252.4) | (2,347.2) |
| Proceeds from issuance of debt | 1,000.0 | 405.1 | 1,300.3 |
| Payments on debt | (1,014.9) | (37.3) | (736.2) |
| Redemption of preferred units of subsidiary | — | (1,500.0) | — |
| Purchase of treasury stock | (1,015.3) | (974.6) | (2,034.1) |
| Dividends paid to stockholders | (3,349.8) | (3,310.7) | (3,250.4) |
| Proceeds from exercise of stock options | 136.5 | 240.3 | 388.2 |
| Other | (93.1) | (161.8) | (148.5) |
| Net Cash Used by Financing Activities of Continuing Operations | (3,040.4) | (5,591.4) | (6,827.9) |
| Effect of Exchange Rate Changes on Cash and Cash Equivalents | (128.8) | 108.2 | 155.7 |
| Discontinued Operations (Revised) | | | |
| Net cash provided by Medco Health operating activities | — | — | 279.2 |
| Net cash provided by Medco Health investing activities | — | — | (31.2) |
| Dividend received from Medco Health, net of intercompany settlements and cash transferred | — | — | 1,187.9 |
| Net Cash Provided by Discontinued Operations | — | — | 1,435.9 |
| Net Increase (Decrease) in Cash and Cash Equivalents | 6,706.5 | 1,677.8 | (1,042.0) |
| Cash and Cash Equivalents at Beginning of Year | 2,878.8 | 1,201.0 | 2,243.0 |
| Cash and Cash Equivalents at End of Year | \$ 9,585.3 | \$ 2,878.8 | \$ 1,201.0 |

The accompanying notes are an integral part of this consolidated financial statement.

Notes to Consolidated Financial Statements

Merck & Co., Inc. and Subsidiaries

(\$ in millions except per share amounts)

1 Nature of Operations

Merck is a global research-driven pharmaceutical company that discovers, develops, manufactures and markets a broad range of innovative products to improve human and animal health, directly and through its joint ventures. The Company's products include therapeutic and preventive agents, generally sold by prescription, for the treatment of human disorders.

2 Summary of Accounting Policies

Principles of Consolidation – The consolidated financial statements include the accounts of the Company and all of its subsidiaries in which a controlling interest is maintained. Controlling interest is determined by majority ownership interest and the absence of substantive third-party participating rights or, in the case of variable interest entities, by majority exposure to expected losses, residual returns or both. For those consolidated subsidiaries where Merck ownership is less than 100%, the outside stockholders' interests are shown as Minority interests. Investments in affiliates over which the Company has significant influence but not a controlling interest, such as interests in entities owned equally by the Company and a third party that are under shared control, are carried on the equity basis.

Foreign Currency Translation – The U.S. dollar is the functional currency for the Company's foreign subsidiaries.

Cash and Cash Equivalents – Cash equivalents are comprised of certain highly liquid investments with original maturities of less than three months.

Inventories – Substantially all domestic pharmaceutical inventories are valued at the lower of last-in, first-out (LIFO) cost or market for both book and tax purposes. Foreign pharmaceutical inventories are valued at the lower of first-in, first-out (FIFO) cost or market. Inventories consist of currently marketed products and certain products awaiting regulatory approval. In evaluating the recoverability of inventories produced in preparation for product launches, the Company considers the probability that revenue will be obtained from the future sale of the related inventory together with the status of the product within the regulatory approval process.

Investments – Investments classified as available-for-sale are reported at fair value, with unrealized gains or losses, to the extent not hedged, reported net of tax in Accumulated other comprehensive income. Investments in debt securities classified as held-to-maturity, consistent with management's intent, are reported at cost. Impairment losses are charged to Other (income) expense, net, for other-than-temporary declines in

fair value. The Company considers available evidence in evaluating potential impairment of its investments, including the duration and extent to which fair value is less than cost and the Company's ability and intent to hold the investment.

Revenue Recognition – Revenues from sales of products are recognized when title and risk of loss passes to the customer. Revenues for domestic pharmaceutical sales are recognized at the time of shipment, while for many foreign subsidiaries, as well as for vaccine sales, revenues are recognized at the time of delivery. Recognition of revenue also requires reasonable assurance of collection of sales proceeds and completion of all performance obligations. Domestically, sales discounts are issued to customers as direct discounts at the point-of-sale or indirectly through an intermediary wholesale purchaser, known as chargebacks, or indirectly in the form of rebates. Additionally, sales are generally made with a limited right of return under certain conditions. Revenues are recorded net of provisions for sales discounts and returns, which are established at the time of sale. Accruals for chargebacks are reflected as a direct reduction to accounts receivable and accruals for rebates as accrued expenses. The accrued balances relative to these provisions included in Accounts receivable and Accrued and other current liabilities were \$164.3 million and \$1.0 billion, respectively, at December 31, 2005 and \$133.7 million and \$896.6 million, respectively, at December 31, 2004.

Depreciation – Depreciation is provided over the estimated useful lives of the assets, principally using the straight-line method. For tax purposes, accelerated methods are used. The estimated useful lives primarily range from 10 to 50 years for Buildings, and from 3 to 15 years for Machinery, equipment and office furnishings.

Goodwill and Other Intangibles – Goodwill represents the excess of acquisition costs over the fair value of net assets of businesses purchased. Goodwill is assigned to reporting units within the Company's segments and evaluated for impairment on at least an annual basis, using a fair value based test. Other acquired intangibles are recorded at cost and are amortized on a straight-line basis over their estimated useful lives (see Note 8). When events or circumstances warrant a review, the Company will assess recoverability from future operations of other intangibles using undiscounted cash flows derived from the lowest appropriate asset groupings, generally the subsidiary level. Impairments are recognized in operating results to the extent that carrying value exceeds fair value, which is determined based on the net present value of estimated future cash flows.

Research and Development – Research and development is expensed as incurred. Upfront and milestone payments made to third parties in connection with research and development collaborations prior to regulatory approval are expensed as incurred. Payments made to third parties subsequent to regulatory approval are capitalized and amortized over the shorter of the remaining license or product patent life.

Stock-Based Compensation – Employee stock-based compensation is recognized using the intrinsic value method. Generally, employee stock options are granted to purchase shares of Company stock at the fair market value at the time of grant. Accordingly, no compensation expense is recognized for the Company's stock-based compensation plans other than for its performance-based awards, restricted stock units and options granted to employees of certain equity method investees.

The effect on net income and earnings per common share if the Company had applied the fair value method for recognizing employee stock-based compensation is as follows:

| <i>Years Ended December 31</i> | 2005 | 2004 | 2003 |
|--|-----------|-----------|-----------|
| Net income, as reported | \$4,631.3 | \$5,813.4 | \$6,830.9 |
| Compensation expense, net of tax: | | | |
| Reported | 31.2 | 16.7 | 4.9 |
| Fair value method | (357.1) | (491.8) | (559.4) |
| Pro forma net income | \$4,305.4 | \$5,338.3 | \$6,276.4 |
| Earnings per common share from continuing operations: | | | |
| Assuming dilution—as reported | \$2.10 | \$2.61 | \$2.92 |
| Assuming dilution—pro forma | \$1.96 | \$2.39 | \$2.73 |
| Earnings per common share: | | | |
| Basic—as reported | \$2.11 | \$2.62 | \$3.05 |
| Basic—pro forma | \$1.96 | \$2.41 | \$2.81 |
| Assuming dilution—as reported | \$2.10 | \$2.61 | \$3.03 |
| Assuming dilution—pro forma | \$1.96 | \$2.39 | \$2.79 |

The average fair value of employee and non-employee director options granted during 2005, 2004 and 2003 was \$6.66, \$10.50 and \$12.54, respectively. This fair value was estimated using the Black-Scholes option-pricing model based on the weighted average market price at grant date of \$31.64 in 2005, \$45.51 in 2004 and \$50.07 in 2003 and the following weighted average assumptions:

| <i>Years Ended December 31</i> | 2005 | 2004 | 2003 |
|--------------------------------|------|------|------|
| Dividend yield | 4.8% | 3.4% | 2.7% |
| Risk-free interest rate | 4.0% | 3.1% | 2.9% |
| Volatility | 32% | 30% | 31% |
| Expected life (years) | 5.7 | 5.7 | 5.8 |

In December 2004, the Financial Accounting Standards Board (the FASB) issued Statement No. 123R, Share-Based Payment (FAS 123R), which was originally intended to become effective beginning July 1, 2005. In April 2005, the Securities and Exchange Commission (SEC) issued a new rule which delayed the Company's effective date of FAS 123R beginning January 1, 2006. FAS 123R requires all share-based payments to employees to be expensed over the requisite service period based on

the grant-date fair value of the awards and requires that the unvested portion of all outstanding awards upon adoption be recognized using the same fair value and attribution methodologies previously determined under Statement No. 123, Accounting for Stock-Based Compensation. In November 2005, the FASB issued FASB Staff Position (FSP) 123R-3, Transition Election Related to Accounting for the Tax Effects of Share-Based Payment Awards, which provides an optional short cut method for calculating the historical pool of windfall benefits upon adoption of FAS 123R. The Company will adopt FAS 123R, and the FSP effective January 1, 2006. The Company will continue to use the Black-Scholes valuation method and will apply the modified prospective method.

In accordance with the current accounting requirements, the Company recognizes pro forma compensation expense for all employees, including retirement-eligible employees, over the vesting period for employee stock options. Upon the adoption of FAS 123R, compensation expense will be recognized immediately for awards granted to retirement-eligible employees or over the period from the grant date to the date retirement eligibility is achieved. This approach is known as the non-substantive vesting period approach. If the Company had been applying the non-substantive vesting period approach for stock options granted to retirement-eligible employees, the effect on pro forma earnings per share assuming dilution for all periods presented, as provided in the above table, would not have been significant.

Prior to 2004, pro forma compensation expense for options with graded vesting terms was calculated using the Black-Scholes model based on a single-option valuation approach using the straight-line method of amortization. In 2004, the Company revised the assumptions utilized by the Black-Scholes model in determining pro forma compensation expense based on historical data, such that expense is determined using separate expected term assumptions for each vesting tranche. As a result, pro forma compensation expense for any stock options granted after January 1, 2004 but prior to January 1, 2006 has been calculated using the accelerated amortization method prescribed in FASB Interpretation No. 28, Accounting for Stock Appreciation Rights and Other Variable Stock Option or Award Plans. Upon adoption of FAS 123R, effective January 1, 2006, the Company will recognize compensation expense using the straight-line method.

In 2003, in connection with the Medco Health Solutions, Inc. (Medco Health) spin-off, options granted to Medco Health employees prior to February 2002 and some options granted after February 2002 became fully vested in accordance with the original terms of the grants. As a result, 2003 pro forma compensation expense reflects the accelerated vesting of these options. In addition, certain stock options granted to Medco Health employees in 2003 and 2002 were converted to Medco Health options with terms and amounts that maintained the option holders' positions. Therefore, pro forma compensation expense for these options is reflected only through the date of the spin-off.

Legal Defense Costs – Legal defense costs expected to be incurred in connection with a loss contingency are accrued when probable and reasonably estimable.

Use of Estimates – The consolidated financial statements are prepared in conformity with accounting principles generally accepted in the United States (GAAP) and, accordingly, include certain amounts that are based on management's best estimates and judgments. Estimates are used in determining such items as provisions for sales discounts and returns, depreciable and amortizable lives, recoverability of inventories produced in preparation for product launches, amounts recorded for contingencies, environmental liabilities and other reserves, pension and other postretirement benefit plan assumptions, and taxes on income. Because of the uncertainty inherent in such estimates, actual results may differ from these estimates.

Reclassifications – Certain reclassifications have been made to prior year amounts to conform with current year presentation.

3 Voluntary Product Withdrawal

On September 30, 2004, the Company announced a voluntary worldwide withdrawal of *Vioux*, its arthritis and acute pain medication. The Company's decision, which was effective immediately, was based on new three-year data from a prospective, randomized, placebo-controlled clinical trial, APPROVe (Adenomatous Polyp Prevention on *Vioux*).

In connection with the withdrawal, in 2004 the Company recorded an unfavorable adjustment to net income of \$552.6 million, or \$.25 per share. The adjustment to pre-tax income was \$726.2 million. Of this amount, \$491.6 million related to estimated customer returns of product previously sold and was recorded as a reduction of Sales, \$93.2 million related to write-offs of inventory held by the Company and was recorded in Materials and production expense, and \$141.4 million related to estimated costs to undertake the withdrawal of the product and was recorded in Marketing and administrative expense. The tax benefit of this adjustment was \$173.6 million, which reflects the geographical mix of *Vioux* returns and the cost of the withdrawal. The adjustment did not include charges for future legal defense costs (see Note 11). At December 31, 2004, \$173.8 million of the remaining accrued balance was reported in Accrued and other current liabilities and \$235.0 million was reported as a reduction to Accounts receivable. The *Vioux* withdrawal process was completed during 2005 and the costs associated with the withdrawal were in line with the original amounts recorded by the Company in 2004.

4 Restructuring

In November 2005, the Company announced the first phase of a global restructuring program designed to reduce the Company's cost structure, increase efficiency and enhance competitiveness. The initial steps will include the implementation of a new supply strategy by the Merck Manufacturing Division, which is intended to create a leaner, more cost-effective and customer-focused manufacturing model over the next three years. As part of this program, Merck plans to sell or close five manufacturing sites and two preclinical sites by the end of 2008, and eliminate approximately 7,000 positions company-wide.

The pre-tax costs of this restructuring program were \$401.2 million in 2005 and are expected to be \$800 million to \$1 billion in 2006. Through the end of 2008, when the initial phase of the restructuring program is expected to be substantially complete, the cumulative pre-tax costs of the program are expected to range from \$1.8 billion to \$2.2 billion. Approximately 70% of the cumulative pre-tax costs are non-cash, relating primarily to accelerated depreciation for those facilities scheduled for closure.

The \$401.2 million of costs incurred in 2005 were comprised of \$205.4 million of separation costs recorded to Restructuring costs and \$195.8 million of accelerated depreciation and asset impairment costs, of which \$177.1 million was recorded to Materials and production and \$18.7 million was recorded to Research and development. The Company also plans to close its basic research center in Terlings Park, United Kingdom, and incurred additional accelerated depreciation costs of \$103.1 million recorded to Research and development during 2005, which reduced the assets of this research center down to their net realizable values. Subsequent to December 31, 2005, no further research and development will be performed at this site.

The separation costs are associated with the elimination of approximately 1,100 positions as of December 31, 2005 (which is comprised of actual headcount reductions, and the elimination of contractors and vacant positions), as well as estimates of future terminations of roughly 2,400 positions that were probable and could be reasonably estimated at December 31, 2005. Included in the \$205.4 million of separation costs is \$23.0 million related to curtailment, settlement and termination charges on the Company's pension and other postretirement benefit plans (see Note 15).

Of the \$195.8 million, approximately \$111.2 million is associated with the abandonment of certain fixed assets that will no longer be used in the business as a result of these restructuring actions and must therefore, be written off. The remaining \$84.6 million reflects accelerated depreciation costs primarily related to the five Merck owned manufacturing facilities worldwide and two preclinical sites to be sold or closed by the end of 2008. The manufacturing facilities included in this action are: Ponders End, United Kingdom; Okazaki, Japan; Kirkland, Canada; Albany, Georgia, and Danville, Pennsylvania. The two preclinical sites are in Okazaki and Menuma, Japan. These actions are in an effort to reduce costs and consolidate the Company's manufacturing and research facilities. As of December 31, 2005, no buyers have been identified for these sites, however, the closures are anticipated to be completed by the end of 2008, subject to compliance with legal obligations. All of these sites will continue to operate up through the respective closure dates, and since future cash flows are sufficient to recover the respective book values, Merck was required to accelerate depreciation of the site assets rather than writing them off immediately. The site assets include manufacturing and research facilities and equipment.

As part of the cost-reduction initiative announced in October 2003 and completed at the end of 2004, the Company eliminated 5,100 positions. The Company completed a similar program in 2005 with 900 positions being eliminated through

December 31, 2005. As a result of these restructuring actions, the Company recorded restructuring costs of \$116.8 million for 2005 and \$107.6 million for 2004. Of these amounts, in 2005 and 2004, respectively, \$91.5 million and \$84.4 million related to employee severance benefits, \$25.3 million and \$21.5 million related to curtailment, settlement and termination charges on the Company's pension and other postretirement benefit plans (see Note 15) and \$1.7 million related to a modification in the terms of certain employees' stock option grants in 2004 only.

The Company records restructuring activities in accordance with FAS 112, Employers' Accounting for Postemployment Benefits—an amendment of FASB Statement No. 5 and 43 and FAS No. 88, Employers' Accounting for Settlements and Curtailments of Defined Benefit Pension Plans for Termination Benefits, and FAS No. 144, Accounting for the Impairment and Disposal of Long-Lived Assets and FAS No. 146, Accounting for Costs Associated with Exit or Disposal Activities.

Summarized information relative to the employee severance benefits accrual, excluding pension and other postretirement benefit activity (see Note 15), is as follows:

| | 2005 | 2004 |
|----------------------|---------|---------|
| Balance, January 1 | \$ 45.7 | \$ 78.3 |
| Expense | 273.9 | 84.4 |
| Payments | (79.3) | (117.0) |
| Balance, December 31 | \$240.3 | \$ 45.7 |

5 Research Collaborations, Acquisitions/Divestitures and License Agreements

Merck continues its strategy of establishing strong external alliances to complement its substantial internal research capabilities, including research collaborations, licensing pre-clinical and clinical compounds and technology transfers to drive both near-and long-term growth. During 2005, Merck signed 44 such agreements.

In October 2005, Agensys, Inc. (Agensys), a cancer biotechnology company, and Merck announced the formation of a global alliance to jointly develop and commercialize AGS-PSCA, Agensys' fully human monoclonal antibody (MAb) to Prostate Stem Cell Antigen (PSCA). The agreement grants Merck worldwide rights to AGS-PSCA and an exclusive license to PSCA, a proprietary Agensys target, as well as rights to other therapeutic and diagnostic products developed under the alliance. Upon signing the agreement, Agensys received an upfront payment, and could receive up to \$95 million in milestone payments, upon successful development and launch, that could increase to more than \$170 million if multiple oncology indications are successfully developed and approved in addition to royalties on worldwide sales.

In September 2005, FoxHollow Technologies, Inc. (FoxHollow) and Merck announced the formation of a novel pharmacogenomics collaboration. The collaboration will focus on analyzing atherosclerotic plaque removed from patient arteries as a means of identifying new biomarkers of atherosclerotic disease progression for use in the development of cardiovascular compounds in Merck's pipeline. The agreement includes a research collaboration of up to three years. FoxHollow received an upfront payment and, if the collaboration

is continued, could receive additional payments as well as royalties based upon achieving program objectives.

In July 2005, Merck entered into an agreement with Geron Corporation (Geron) to develop a cancer vaccine against telomerase. Telomerase is an enzyme, active in most cancer cells, that maintains telomere length at the ends of chromosomes. This activity allows the cancer to grow and metastasize over long periods of time. Geron received an upfront payment and based upon certain developments and regulatory events could receive additional payments as well as royalties.

Sumitomo Pharmaceuticals Co., Ltd. (Sumitomo) and Merck signed an agreement in June 2005 to collaborate on SM13496 (lurasidone), an atypical antipsychotic compound currently in Phase II development for the treatment of schizophrenia, one of the most chronic and disabling of the severe mental illnesses. Under the agreement, Sumitomo has granted Merck, through an affiliate, an exclusive license for SM13496 in all parts of the world except for Japan, China, Korea and Taiwan.

In April 2004, Merck and Bristol-Myers Squibb Company (BMS) entered into a worldwide collaborative agreement to globally develop and market *Pargluva*. BMS's investigational oral medicine for the treatment of type 2 diabetes. As previously reported by the Company and BMS, in October 2005, the FDA issued an approvable letter for *Pargluva* and requested additional safety information to address more fully the cardiovascular safety profile of *Pargluva*. This data requirement may cause a significant delay in the product's launch. As a result, BMS and Merck terminated the collaborative agreement for *Pargluva* with all rights to *Pargluva* and a back-up compound to *Pargluva* returning to BMS as of December 21, 2005.

In March 2004, the Company acquired Aton Pharma, Inc. (Aton), a privately held biotechnology company focusing on the development of novel treatments for cancer and other serious diseases. Aton's clinical pipeline of histone deacetylase inhibitors represents a class of anti-tumor agents with potential for efficacy based on a novel mechanism of action. Aton's lead product candidate, suberoylanilide hydroxamic acid, known as vorinostat, has been extensively studied for the treatment of cutaneous T-cell lymphoma. Consideration for the acquisition consisted of an upfront payment and may include contingent payments based upon the regulatory filing, approval and sale of products. In connection with the transaction, the Company recorded a charge of \$125.5 million for acquired research associated with products in development for which, at the acquisition date, technological feasibility had not been established and no alternative future use existed. This charge was recorded in Research and development expense. The remaining net assets acquired in this transaction were not material. Because Aton was a development stage company that had not commenced its planned principal operations, the transaction was accounted for as an acquisition of assets rather than as a business combination and, therefore, goodwill was not recorded. Aton's results of operations have been included with the Company's since the acquisition date.

In February 2004, Merck and H. Lundbeck A/S (Lundbeck) entered into an agreement for the exclusive U.S. development and commercialization of gaboxadol, a compound for the treatment of sleep disorders. Under the terms of the agreement, Lundbeck received an initial payment of \$70.0 million and, dur-

ing the term of the agreement, could receive up to \$200.0 million in additional milestone payments in the future. The Company recorded the upfront payment as Research and development expense in 2004. Merck will fund the majority of the remaining development activities. In June 2004, Merck and Lundbeck extended their agreement for the exclusive development and commercialization of gaboxadol to Japan.

In 2003, the Company, through its wholly owned subsidiary, MSD (Japan) Co., Ltd., launched tender offers to acquire the remaining 49% of the common shares of Banyu Pharmaceutical Co., Ltd. (Banyu) that it did not already own for an aggregate purchase price of approximately \$1.5 billion. Substantially all shares were acquired in 2003 and on March 30, 2004, Merck completed its acquisition of Banyu. Full ownership of Banyu strengthens Merck's position in Japan, the world's second-largest pharmaceutical market.

The Company's acquisitions of the Banyu shares were accounted for under the purchase method. Pro forma information is not provided as the impact of the transactions does not have a material effect on the Company's consolidated results of operations. The aggregate purchase price was allocated based upon the fair values of the portion of assets and liabilities acquired. The allocation of the aggregate purchase price resulted in the reversal of \$1.0 billion of minority interest liability and recognition of \$332.0 million in other intangibles, \$240.5 million in goodwill, \$153.0 million in deferred income tax liabilities and \$34.5 million in other net assets, principally property, plant and equipment. Other intangibles included \$301.1 million of in-line product rights having a 10-year weighted average useful life and \$30.9 million representing a 20-year life tradename. In connection with the transactions, the Company also incurred a charge of \$101.8 million for acquired research, recorded as Research and development expense, associated with products in development for which, at the acquisition date, technological feasibility had not been established and no alternative future use existed.

On August 19, 2003, Merck completed the spin-off of Medco Health. The income of Medco Health is presented separately as discontinued operations. Prior to the spin-off, Merck received a \$2.0 billion dividend from Medco Health and Merck paid \$564.7 million in settlement of the net intercompany payable to Medco Health. In addition, at the date of the spin-off, \$247.4 million of cash and cash equivalents were included in the net assets of Medco Health that were spun off. The 2003 statement of cash flows has been restated to separately disclose the operating and investing portions of the cash flows attributable to discontinued operations. These amounts had previously been reported on a combined basis.

Summarized financial information for discontinued operations is as follows:

| <i>Year Ended December 31</i> | 2003* |
|-------------------------------|------------|
| Total net revenues | \$20,328.7 |
| Income before taxes | 369.6 |
| Taxes on income | 128.3 |
| Income, net of taxes | 241.3 |

* Includes operations up through August 19, 2003.

The following is a summary of the assets and liabilities of discontinued operations that were spun off:

| | August 19, 2003 |
|------------------------------------|-----------------|
| Assets | |
| Cash and cash equivalents | \$ 247.4 |
| Other current assets | 2,728.4 |
| Property, plant and equipment, net | 816.3 |
| Goodwill | 3,310.2 |
| Other intangibles, net | 2,351.9 |
| Other assets | 138.4 |
| | <hr/> \$9,592.6 |
| Liabilities | |
| Current liabilities | \$2,176.2 |
| Long-term debt | 1,362.3 |
| Deferred income taxes | 1,195.0 |
| | <hr/> \$4,733.5 |
| Net Assets Transferred | <hr/> \$4,859.1 |

6 Financial Instruments

Foreign Currency Risk Management

While the U.S. dollar is the functional currency of the Company's foreign subsidiaries, a significant portion of the Company's revenues are denominated in foreign currencies. Merck relies on sustained cash flows generated from foreign sources to support its long-term commitment to U.S. dollar-based research and development. To the extent the dollar value of cash flows is diminished as a result of a strengthening dollar, the Company's ability to fund research and other dollar-based strategic initiatives at a consistent level may be impaired. The Company has established revenue hedging and balance sheet risk management programs to protect against volatility of future foreign currency cash flows and changes in fair value caused by volatility in foreign exchange rates.

The objective of the revenue hedging program is to reduce the potential for longer-term unfavorable changes in foreign exchange to decrease the U.S. dollar value of future cash flows derived from foreign currency denominated sales, primarily the euro and Japanese yen. To achieve this objective, the Company will partially hedge anticipated third-party sales that are expected to occur over its planning cycle, typically no more than three years into the future. The Company will layer in hedges over time, increasing the portion of sales hedged as it gets closer to the expected date of the transaction, such that it is probable that the hedged transaction will occur. The portion of sales hedged is based on assessments of cost-benefit profiles that consider natural offsetting exposures, revenue and exchange rate volatilities and correlations, and the cost of hedging instruments. The hedged anticipated sales are a specified component of a portfolio of similarly denominated foreign currency-based sales transactions, each of which responds to the hedged risk in the same manner. Merck manages its anticipated transaction exposure principally with purchased local currency put options, which provide the Company with a right, but not an obligation, to sell foreign currencies in the future at a predetermined price. If the U.S. dollar strengthens relative to the currency of the hedged anticipated sales, total changes in

the options' cash flows fully offset the decline in the expected future U.S. dollar cash flows of the hedged foreign currency sales. Conversely, if the U.S. dollar weakens, the options' value reduces to zero, but the Company benefits from the increase in the value of the anticipated foreign currency cash flows.

The designated hedge relationship is based on total changes in the options' cash flows. Accordingly, the entire fair value change in the options is deferred in Accumulated other comprehensive income (AOCI) and reclassified into Sales when the hedged anticipated revenue is recognized. The hedge relationship is perfectly effective and therefore no hedge ineffectiveness is recorded. The fair values of currency options are reported in Accounts receivable or Other assets.

The primary objective of the balance sheet risk management program is to protect the U.S. dollar value of foreign currency denominated net monetary assets from the effects of volatility in foreign exchange that might occur prior to their conversion to U.S. dollars. Merck principally utilizes forward exchange contracts, which enable the Company to buy and sell foreign currencies in the future at fixed exchange rates and economically offset the consequences of changes in foreign exchange on the amount of U.S. dollar cash flows derived from the net assets. Merck routinely enters into contracts to fully offset the effects of exchange on exposures denominated in developed country currencies, primarily the euro and Japanese yen. For exposures in developing country currencies, the Company will enter into forward contracts on a more limited basis, and only when it is deemed economical to do so based on a cost-benefit analysis that considers the magnitude of the exposure, the volatility of the exchange rate and the cost of the hedging instrument. The Company will also minimize the effect of exchange on monetary assets and liabilities by managing operating activities and net asset positions at the local level.

Foreign currency denominated monetary assets and liabilities are remeasured at spot rates in effect on the balance sheet date with the effects of changes in spot rates reported in Other (income) expense, net. The forward contracts are not designated as hedges and are marked to market through Other (income) expense, net. Accordingly, fair value changes in the forward contracts help mitigate the changes in the value of the remeasured assets and liabilities attributable to changes in foreign currency exchange rates, except to the extent of the spot-forward differences. These differences are not significant due to the short-term nature of the contracts, which typically have average maturities at inception of less than one year.

The Company periodically uses forward contracts to hedge the changes in fair value of certain foreign currency denominated available-for-sale securities attributable to fluctuations in foreign currency exchange rates. Changes in the fair value of the hedged securities due to fluctuations in spot rates are offset in Other (income) expense, net, by the fair value changes in the forward contracts attributable to spot rate fluctuations. Hedge ineffectiveness was not material during 2005, 2004 and 2003. Changes in the contracts' fair value due to spot-forward differences are excluded from the designated hedge relationship and recognized in Other (income) expense, net. These amounts were not significant for the years ended December 31, 2005, 2004 and 2003. There were none outstanding at December 31, 2005.

The fair values of forward exchange contracts are reported in the following four balance sheet line items: Accounts receivable (current portion of gain position), Other assets (non-current portion of gain position), Accrued and other current liabilities (current portion of loss position), or Deferred income taxes and noncurrent liabilities (non-current portion of loss position).

Interest Rate Risk Management

The Company may use interest rate swap contracts on certain investing and borrowing transactions to manage its net exposure to interest rate changes and to reduce its overall cost of borrowing. The Company does not use leveraged swaps and, in general, does not leverage any of its investment activities that would put principal capital at risk.

At December 31, 2005, the Company was a party to three pay-floating, receive-fixed interest rate swap contracts designated as fair value hedges of fixed-rate notes maturing in 2006, 2007 and 2013, respectively. The notional amounts of these swaps, which match the amount of the hedged fixed-rate notes, were \$500 million, \$350 million and \$500 million, respectively. The swaps effectively convert the fixed-rate obligations to floating-rate instruments. The fair value changes in the notes are fully offset in interest expense by the fair value changes in the swap contracts. The fair values of these contracts are reported in Accounts receivable, Other assets, Accrued and other current liabilities, or Deferred income taxes and noncurrent liabilities.

Fair Value of Financial Instruments

Summarized below are the carrying values and fair values of the Company's financial instruments at December 31, 2005 and 2004. Fair values were estimated based on market prices, where available, or dealer quotes.

| | 2005 | | 2004 | |
|---|----------------|------------|----------------|------------|
| | Carrying Value | Fair Value | Carrying Value | Fair Value |
| Assets | | | | |
| Cash and cash equivalents | \$9,585.3 | \$9,585.3 | \$2,878.8 | \$2,878.8 |
| Short-term investments | 6,052.3 | 6,052.3 | 4,211.1 | 4,211.1 |
| Long-term investments | 1,107.9 | 1,107.9 | 6,727.1 | 6,727.1 |
| Purchased currency options | 145.4 | 145.4 | 34.0 | 34.0 |
| Forward exchange contracts | 13.7 | 13.7 | 13.4 | 13.4 |
| Interest rate swaps | 13.5 | 13.5 | 59.1 | 59.1 |
| Liabilities | | | | |
| Loans payable and current portion of long-term debt | \$2,972.0 | \$2,974.4 | \$2,181.2 | \$2,201.5 |
| Long-term debt | 5,125.6 | 5,171.4 | 4,691.5 | 4,820.9 |
| Written currency options | — | — | 3.8 | 3.8 |
| Forward exchange contracts and currency swap | 26.0 | 26.0 | 75.5 | 75.5 |

In connection with the American Jobs Creation Act of 2004 (AJCA) the Company repatriated \$15.9 billion during 2005 (see Note 17). As of December 31, 2005, \$5.2 billion of the AJCA repatriation was invested in fully collateralized overnight repurchase agreements and are included in Short-term investments in the Consolidated Balance Sheet.

A summary of the December 31 carrying values and fair values of the Company's investments and gross unrealized gains and losses on the Company's available-for-sale-investments recorded, net of tax, in AOCI is as follows:

| | 2005 | | | |
|---------------------------------------|----------------|------------|-------------|-------------------|
| | Carrying Value | Fair Value | Gross Gains | Unrealized Losses |
| Available-for-sale | | | | |
| Repurchase agreements | \$5,214.2 | \$5,214.2 | \$ — | \$ — |
| Corporate notes and bonds | 755.7 | 755.7 | 0.1 | — |
| Commercial paper | 654.7 | 654.7 | — | — |
| Municipal securities | 288.3 | 288.3 | 0.5 | (1.3) |
| U.S. Government and agency securities | 51.9 | 51.9 | — | (0.1) |
| Other debt securities | 45.0 | 45.0 | 10.1 | (0.3) |
| Equity securities | 150.4 | 150.4 | 60.0 | (4.9) |
| Total Available-for-sale | \$7,160.2 | \$7,160.2 | \$ 70.7 | \$ (6.6) |
| Held-to-maturity securities | \$ — | \$ — | \$ — | \$ — |

| | 2004 | | | |
|---------------------------------------|----------------|------------|-------------|-------------------|
| | Carrying Value | Fair Value | Gross Gains | Unrealized Losses |
| Available-for-sale | | | | |
| Corporate notes and bonds | \$ 5,096.9 | \$ 5,096.9 | \$13.3 | \$(22.9) |
| U.S. Government and agency securities | 2,880.7 | 2,880.7 | 0.5 | (14.8) |
| Commercial paper | 2,209.5 | 2,209.5 | — | — |
| Municipal securities | 138.4 | 138.4 | 1.2 | (0.4) |
| Foreign government bonds | 132.6 | 132.6 | 0.4 | (0.4) |
| Other debt securities | 65.9 | 65.9 | 5.3 | — |
| Equity securities | 404.2 | 404.2 | 35.1 | (0.7) |
| Total Available-for-sale | \$10,928.2 | \$10,928.2 | \$55.8 | \$(39.2) |
| Held-to-maturity securities | \$ 10.0 | \$ 10.0 | \$ — | \$ — |

Available-for-sale debt securities maturing within one year totaled \$6.1 billion at December 31, 2005. Of the remaining debt securities, \$668.7 million mature within five years.

Concentrations of Credit Risk

As part of its ongoing control procedures, the Company monitors concentrations of credit risk associated with corporate issuers of securities and financial institutions with which it conducts business. Credit risk is minimal as credit exposure limits are established to avoid a concentration with any single issuer or institution. Four U.S. customers represented, in aggregate, approximately one-third of the Company's accounts receivable at December 31, 2005. The Company monitors the creditworthiness of its customers to which it grants credit terms in the normal course of business. Bad debts have been minimal. The Company does not normally require collateral or other security to support credit sales.

7 Inventories

Inventories at December 31 consisted of:

| | 2005 | 2004 |
|-----------------------------------|-----------|-----------|
| Finished goods | \$ 400.0 | \$ 376.8 |
| Raw materials and work in process | 1,929.8 | 2,166.8 |
| Supplies | 82.1 | 94.7 |
| Total (approximates current cost) | 2,411.9 | 2,638.3 |
| Reduction to LIFO cost | — | (100.9) |
| | \$2,411.9 | \$2,537.4 |
| Recognized as: | | |
| Inventories | \$1,658.1 | \$1,898.7 |
| Other assets | 753.8 | 638.7 |

Inventories valued under the LIFO method comprised approximately 62% and 57% of inventories at December 31, 2005 and 2004, respectively. Amounts recognized as Other assets are comprised entirely of raw materials and work in process inventories, which include inventories produced in preparation for product launches, principally vaccines, and inventories for other products, principally vaccines and *Arcoxia*, not expected to be sold within one year.

8 Other Intangibles

Other intangibles at December 31 consisted of:

| | 2005 | 2004 |
|--------------------------------|-----------|-----------|
| Patents and product rights | \$1,656.3 | \$1,656.3 |
| Other | 180.4 | 177.0 |
| Total acquired cost | \$1,836.7 | \$1,833.3 |
| Patents and product rights | \$1,191.8 | \$1,042.5 |
| Other | 126.2 | 111.6 |
| Total accumulated amortization | \$1,318.0 | \$1,154.1 |

Aggregate amortization expense, substantially all of which is recorded in Materials and production expense, was \$163.9 million in 2005, \$192.0 million in 2004, and \$184.6 million in 2003. The estimated aggregate amortization expense for each of the next five years is as follows: 2006, \$142.5 million; 2007, \$136.6 million; 2008, \$85.6 million; 2009, \$35.9 million and \$33.7 million in 2010.

9 Joint Ventures and Other Equity Method Affiliates

In 2000, the Company and Schering-Plough Corporation (Schering-Plough) entered into agreements to create separate equally-owned partnerships to develop and market in the United States new prescription medicines in the cholesterol-management and respiratory therapeutic areas. In 2001, the cholesterol-management partnership agreements were expanded to include all the countries of the world, excluding Japan. In 2002, ezetimibe, the first in a new class of cholesterol-lowering agents, was launched in the United States as *Zetia* (marketed as *Ezetrol* outside the United States). As reported by the Merck/Schering-Plough partnership, global sales of *Zetia* totaled \$1.4 billion in 2005, \$1.1 billion in 2004 and \$469.4 million in 2003. In July 2004, a combination product containing the active ingredients of both *Zetia* and *Zocor*, was approved in the United States as *Vytorin* (marketed as *Inegy* outside of the United States). *Vytorin* has been approved in 47 countries outside the United States. Global sales of *Vytorin* were \$1.0 billion in 2005 and \$132.4 million in 2004. The results from the Company's interest in the Merck/Schering-Plough partnership are recorded in Equity income from affiliates and were income of \$570.4 million in 2005, \$132.0 million in 2004 and a loss of \$92.5 million in 2003.

In 1982, Merck entered into an agreement with Astra AB (Astra) to develop and market Astra's products under a royalty-bearing license. In 1993, the Company's total sales of Astra products reached a level that triggered the first step in the establishment of a joint venture business carried on by Astra Merck Inc. (AMI), in which Merck and Astra each owned a 50% share. This joint venture, formed in 1994, developed and marketed most of Astra's new prescription medicines in the United States including *Prilosec*, the first of a class of medications known as proton pump inhibitors, which slows the production of acid from the cells of the stomach lining.

In 1998, Merck and Astra completed the restructuring of the ownership and operations of the joint venture whereby the Company acquired Astra's interest in AMI, renamed KBI Inc. (KBI), and contributed KBI's operating assets to a new U.S. limited partnership, Astra Pharmaceuticals L.P. (the Partnership), in exchange for a 1% limited partner interest. Astra contributed the net assets of its wholly owned subsidiary, Astra USA, Inc., to the Partnership in exchange for a 99% general partner interest. The Partnership, renamed AstraZeneca LP (AZLP) upon Astra's 1999 merger with Zeneca Group Plc (the AstraZeneca merger), became the exclusive distributor of the products for which KBI retained rights.

While maintaining a 1% limited partner interest in AZLP, Merck has consent and protective rights intended to preserve its business and economic interests, including restrictions on the power of the general partner to make certain distributions or dispositions. Furthermore, in limited events of default, additional rights will be granted to the Company, including powers to direct the actions of, or remove and replace, the Partnership's chief executive officer and chief financial officer. Merck earns ongoing revenue based on sales of current and future KBI products and such revenue was \$1.7 billion, \$1.5 billion and \$1.9 billion in 2005, 2004 and 2003, respectively, primarily relating to sales of *Nexium* and *Prilosec*. In addition, Merck earns certain

Partnership returns which are recorded in Equity income from affiliates. Such returns include a priority return provided for in the Partnership Agreement, variable returns based, in part, upon sales of certain former Astra USA, Inc. products, and a preferential return representing Merck's share of undistributed AZLP GAAP earnings. These returns aggregated \$833.5 million, \$646.5 million and \$391.5 million in 2005, 2004 and 2003, respectively. The 2003 results reflect a lower preferential return, primarily resulting from the impact of generic competition for *Prilosec*. The AstraZeneca merger triggers a partial redemption of Merck's limited partnership interest in 2008. Upon this redemption, AZLP will distribute to KBI an amount based primarily on a multiple of Merck's average annual variable returns derived from sales of the former Astra USA, Inc. products for the three years prior to the redemption (the Limited Partner Share of Agreed Value).

In conjunction with the 1998 restructuring, for a payment of \$443.0 million, which was deferred, Astra purchased an option (the Asset Option) to buy Merck's interest in the KBI products, excluding the gastrointestinal medicines *Nexium* and *Prilosec*. The Asset Option is exercisable in 2010 at an exercise price equal to the net present value as of March 31, 2008 of projected future pretax revenue to be received by the Company from the KBI products (the Appraised Value). Merck also has the right to require Astra to purchase such interest in 2008 at the Appraised Value. In addition, the Company granted Astra an option to buy Merck's common stock interest in KBI, exercisable two years after Astra's purchase of Merck's interest in the KBI products. The exercise of this option by Astra is also provided for in the year 2017 or if combined annual sales of the two products fall below a minimum amount provided, in each case, only so long as either the Merck option in 2008 or AstraZeneca's option in 2010 has been exercised. The exercise price is based on the net present value of estimated future net sales of *Nexium* and *Prilosec* as determined at the time of exercise.

The 1999 AstraZeneca merger constituted a Trigger Event under the KBI restructuring agreements. As a result of the merger, in exchange for Merck's relinquishment of rights to future Astra products with no existing or pending U.S. patents at the time of the merger, Astra paid \$967.4 million (the Advance Payment), which is subject to a true-up calculation in 2008 that may require repayment of all or a portion of this amount. The True-Up Amount is directly dependent on the fair market value in 2008 of the Astra product rights retained by the Company. Accordingly, recognition of this contingent income has been deferred until the realizable amount, if any, is determinable, which is not anticipated prior to 2008.

Under the provisions of the KBI restructuring agreements, because a Trigger Event has occurred, the sum of the Limited Partner Share of Agreed Value, the Appraised Value and the True-Up Amount is guaranteed to be a minimum of \$4.7 billion. Distribution of the Limited Partner Share of Agreed Value and payment of the True-Up Amount will occur in 2008. AstraZeneca's purchase of Merck's interest in the KBI products is contingent upon the exercise of either Merck's option in 2008 or AstraZeneca's option in 2010 and, therefore, payment of the Appraised Value may or may not occur.

In 1997, Merck and Rhône-Poulenc S.A. (now Sanofi-Aventis S.A.) combined their animal health and poultry genetics businesses to form Merial Limited (Merial), a fully integrated animal health company, which is a stand-alone joint venture, equally owned by each party. Merial provides a comprehensive range of pharmaceuticals and vaccines to enhance the health, well-being and performance of a wide range of animal species. Merial sales were \$2.0 billion for 2005, \$1.8 billion for 2004 and \$1.7 billion for 2003.

In 1994, Merck and Pasteur Mérieux Connaught (now Sanofi Pasteur S.A.) established an equally-owned joint venture to market vaccines in Europe and to collaborate in the development of combination vaccines for distribution in Europe. Joint venture vaccine sales were \$865.1 million for 2005, \$807.0 million for 2004 and \$669.0 million for 2003.

In 1989, Merck formed a joint venture with Johnson & Johnson to develop and market a broad range of nonprescription medicines for U.S. consumers. This 50% owned venture was expanded into Europe in 1993, and into Canada in 1996. In March 2004, Merck sold its 50% equity stake in its European joint venture to Johnson & Johnson for \$244.0 million and recorded a \$176.8 million gain as Other (income) expense, net (see Note 16). Merck will continue to benefit through royalties on certain products and also regained the rights to potential future products that switch from prescription to over-the-counter status in Europe. Sales of product marketed by the joint venture, including sales of the European joint venture up through March 2004, were \$253.3 million for 2005, \$315.3 million for 2004 and \$445.8 million for 2003.

Investments in affiliates accounted for using the equity method, including the above joint ventures, totaled \$3.0 billion at December 31, 2005 and \$2.5 billion at December 31, 2004. These amounts are reported in Other assets. Dividends and distributions received from these affiliates were \$1.1 billion in 2005, \$587.0 million in 2004 and \$553.4 million in 2003.

Summarized information for those affiliates is as follows:

| <i>Years Ended December 31</i> | 2005 | 2004 | 2003 |
|--------------------------------|-------------------|-----------|-----------|
| Sales | \$11,804.6 | \$9,821.1 | \$9,067.2 |
| Materials and production costs | 4,627.4 | 4,140.9 | 3,946.1 |
| Other expense, net | 3,918.0 | 3,691.4 | 3,745.6 |
| Income before taxes | 3,259.2 | 1,988.8 | 1,375.5 |

| <i>December 31</i> | 2005 | 2004 |
|------------------------|-------------------|-----------|
| Current assets | \$ 6,389.0 | \$5,906.0 |
| Noncurrent assets | 1,430.5 | 1,447.5 |
| Current liabilities | 3,420.0 | 3,401.4 |
| Noncurrent liabilities | 160.4 | 433.1 |

10 Loans Payable, Long-Term Debt and Other Commitments

Loans payable at December 31, 2005 and 2004 included \$1.6 billion and \$299.6 million, respectively, of commercial paper borrowings. Commercial paper borrowings at December 31, 2005, include \$1.6 billion issued by a foreign subsidiary under a \$3.0 billion commercial paper borrowing facility established in October 2005 to provide funding for a portion of the Company's repatriation in connection with the AJCA (see Note 17). Loans payable at December 31, 2005 and 2004 also included \$337.5

million and \$345.9 million, respectively, of long-dated notes that are subject to repayment at the option of the holders on an annual basis and \$500.0 million of notes with annual interest rate resets and a final maturity in 2011. On an annual basis, these notes will either be repurchased from the holders at the option of the remarketing agent and remarketed, or redeemed by the Company. Loans payable at December 31, 2005 and 2004, also included \$510.1 million of fixed-rate notes due in 2006, and \$1.0 billion of fixed rate notes due in 2005, respectively. The weighted average interest rate for all of these borrowings was 4.3% and 3.9% at December 31, 2005 and 2004, respectively.

Long-term debt at December 31 consisted of:

| | 2005 | 2004 |
|----------------------------------|------------------|-----------|
| 6.0% Astra note due 2008 | \$1,380.0 | \$1,380.0 |
| 4.8% notes due 2015 | 992.0 | — |
| 4.4% notes due 2013 | 509.8 | 527.2 |
| 6.4% debentures due 2028 | 499.2 | 499.2 |
| 6.0% debentures due 2028 | 496.8 | 496.7 |
| 2.5% notes due 2007 | 343.0 | 345.9 |
| Variable-rate borrowing due 2009 | 300.0 | 300.0 |
| 6.3% debentures due 2026 | 247.6 | 247.5 |
| 5.3% notes due 2006 | — | 526.8 |
| Other | 357.2 | 368.2 |
| | \$5,125.6 | \$4,691.5 |

The Company was a party to interest rate swap contracts which effectively convert the 4.4%, 5.3% and 2.5% fixed-rate notes to floating-rate instruments. (See Note 6.)

Other (as presented in the table above) at December 31, 2005 and 2004 consisted primarily of \$328.6 million of borrowings at variable rates averaging 3.8% and 2.0%, respectively. Of these borrowings, \$158.7 million are subject to repayment at the option of the holders beginning in 2011 and \$106.0 million are subject to repayment at the option of the holders beginning in 2010. In both years, Other also included foreign borrowings at varying rates up to 13.0%.

The aggregate maturities of long-term debt for each of the next five years are as follows: 2006, \$522.0 million; 2007, \$351.7 million; 2008, \$1.4 billion; 2009, \$306.5 million; 2010, \$5.4 million.

Rental expense under the Company's operating leases, net of sublease income, was \$203.8 million in 2005. The minimum aggregate rental commitments under noncancellable leases are as follows: 2006, \$79.8 million; 2007, \$55.9 million; 2008, \$38.4 million; 2009, \$26.0 million; 2010, \$19.9 million and thereafter, \$46.3 million. The Company has no significant capital leases.

11 Contingencies and Environmental Liabilities

The Company is involved in various claims and legal proceedings of a nature considered normal to its business, including product liability, intellectual property and commercial litigation, as well as additional matters such as antitrust actions. The Company records accruals for contingencies when it is probable that a liability has been incurred and the amount can be reasonably estimated. These accruals are adjusted periodically as assessments change or additional information

becomes available. For product liability claims, a portion of the overall accrual is actuarially determined and considers such factors as past experience, number of claims reported and estimates of claims incurred but not yet reported. Individually significant contingent losses are accrued when probable and reasonably estimable. Legal defense costs expected to be incurred in connection with a loss contingency are accrued when probable and reasonably estimable.

The Company's decision to obtain insurance coverage is dependent on market conditions, including cost and availability, existing at the time such decisions are made. As a result of a number of factors, product liability insurance has become less available while the cost has increased significantly. The Company has evaluated its risks and has determined that the cost of obtaining product liability insurance outweighs the likely benefits of the coverage that is available and as such, has no insurance for certain product liabilities effective August 1, 2004, including liability for products first sold after that date. The Company will continue to evaluate its insurance needs and the costs, availability and benefits of product liability insurance in the future.

Vioxx Litigation **Product Liability Lawsuits**

As previously disclosed, federal and state product liability lawsuits involving individual claims, as well as putative class actions, have been filed against the Company with respect to *Vioxx*. As of December 31, 2005, the Company has been served or is aware that it has been named as a defendant in approximately 9,650 lawsuits, which include approximately 19,100 plaintiff groups, alleging personal injuries resulting from the use of *Vioxx*. Of these lawsuits, approximately 4,350 lawsuits representing approximately 12,075 plaintiff groups are or are slated to be in the federal MDL (discussed below) and approximately 4,200 lawsuits representing approximately 4,200 plaintiff groups are included in a coordinated proceeding in New Jersey Superior Court before Judge Carol E. Higbee. Certain of these lawsuits include allegations regarding gastrointestinal bleeding, cardiovascular events, thrombotic events or kidney damage. The Company has also been named as a defendant in approximately 190 putative class actions alleging personal injuries or seeking (i) medical monitoring as a result of the putative class members' use of *Vioxx*, (ii) disgorgement of certain profits under common law unjust enrichment theories, and/or (iii) various remedies under state consumer fraud and fair business practice statutes, including recovering the cost of *Vioxx* purchased by individuals and third-party payors such as union health plans [all of the actions discussed in this paragraph are collectively referred to as the "*Vioxx* Product Liability Lawsuits"]. The actions filed in the state courts of California, Texas, New Jersey, and Philadelphia, Pennsylvania, respectively, have been transferred to a single judge in each state for coordinated proceedings. In addition, on February 16, 2005, the Judicial Panel on Multidistrict Litigation (the "JPML") transferred all *Vioxx* Product Liability Lawsuits pending in federal courts nationwide into one Multidistrict Litigation ("MDL") for coordinated pre-trial proceedings. The MDL has been transferred to the United States District Court for the Eastern District of Louisiana before District Judge Eldon E. Fallon.

Judge Fallon has indicated that he intends to try a series of cases during the period November 2005 through 2006, in the following categories: (i) heart attack with short term use; (ii) heart attack with long term use; (iii) stroke; and (iv) cardiovascular injury involving a prescription written after April 2002 when the labeling for *Vioxx* was revised to include the results of the VIGOR trial.

In November and December 2005, the case brought by Evelyn Irvin Plunkett, on behalf of her late husband Richard Irvin, Jr., who died from an apparent heart attack, was tried in Houston, Texas. Plaintiff alleged that Mr. Irvin took *Vioxx* for approximately one month and, thus, the action fell within the category of heart attack with short term use. After deliberating for two and one-half days, the court found that the jury was deadlocked and declared a mistrial. Federal court rules require a unanimous verdict. The retrial of the case commenced on February 6, 2006 in New Orleans, Louisiana. On February 17, the jury returned a verdict in favor of Merck on all counts.

The next scheduled MDL trial is Diaz vs. Merck, a case in which plaintiffs claim a heart attack with long term use, which is scheduled for May. In addition to the Diaz case and the Garza case discussed below, other *Vioxx* Product Liability Lawsuits are currently scheduled for trial in 2006.

As previously disclosed, on August 19, 2005, in a trial in state court in Texas, the jury in Ernst vs. Merck reached a verdict in favor of the plaintiff and purported to award her a total of \$253 million in compensatory and punitive damages. Under Texas law, the maximum amount that could be awarded to the plaintiff is capped at approximately \$26 million. The Company intends to appeal this verdict after the completion of post-trial proceedings in the trial court. The Company believes that it has strong points to raise on appeal and is hopeful that the appeals process will correct the verdict. Since the Company believes that the potential for an unfavorable outcome is not probable, it has not established a reserve with respect to the verdict.

On November 3, 2005, in the case of Frederick and Mary Jackson Humeston vs. Merck & Co., Inc., Superior Court of New Jersey, Law Division, Atlantic County, a jury returned a verdict in favor of Merck on all counts. The case was the second *Vioxx* personal injury case to go to trial. Mr. Humeston, a 60-year old United States Postal employee from Idaho, alleged that he suffered a heart attack in September 2001 as a result of taking *Vioxx*. He sought compensatory and punitive damages. The jury found, by an 8 to 1 vote, that Merck did not fail to provide an adequate warning to prescribing physicians of an association between *Vioxx* and an increased risk of serious cardiovascular events prior to Mr. Humeston's heart attack. The jury also unanimously found that Merck did not violate the New Jersey Consumer Fraud Act in marketing the drug to prescribing physicians.

The trial of Garza vs. Heart Clinic, Evans, Posada and Merck & Co., Inc., began on January 24, 2006, in the 229th Judicial District Court of Starr County, Texas. The Company believes the evidence in this case will show that *Vioxx* did not cause the heart attack of Leonel Garza, Sr. Mr. Garza, 71, died of a heart attack on April 21, 2001, following 23 years of cardiovascular disease and a prior heart attack. Approximately one

month before his death, the Company maintains that Mr. Garza was given a one-week supply of *Vioxx* 25 mg samples for pain.

Merck has entered into a tolling agreement (the "Tolling Agreement") with the MDL Plaintiffs' Steering Committee that establishes a procedure to halt the running of the statute of limitations (tolling) as to certain categories of claims arising from the use of *Vioxx* by non-New Jersey citizens. The Tolling Agreement applies to individuals who have not filed lawsuits and may or may not eventually file lawsuits and only to those claimants who seek to toll claims alleging injuries resulting from a thrombotic cardiovascular event that results in a myocardial infarction or ischemic stroke. The Tolling Agreement provides counsel additional time to evaluate potential claims. The Tolling Agreement requires any tolled claims to be filed in federal court. As of December 31, 2005, approximately 3,800 claimants had entered into Tolling Agreements.

Other Lawsuits

As previously disclosed, on July 29, 2005, a New Jersey state trial court certified a nationwide class of third-party payors (such as unions and health insurance plans) that paid in whole or in part for the *Vioxx* used by their plan members or insureds. The named plaintiff in that case seeks recovery of certain *Vioxx* purchase costs (plus penalties) based on allegations that the purported class members paid more for *Vioxx* than they would have had they known of the product's alleged risks. Merck believes that the class was improperly certified. The trial court's ruling is procedural only; it does not address the merits of plaintiffs' allegations, which the Company intends to defend vigorously. The New Jersey state Superior Court, Appellate Division, has accepted Merck's appeal of the class certification order on an expedited basis.

As previously reported, the Company has also been named as a defendant in separate lawsuits brought by the Attorneys General of Louisiana, Mississippi, and Texas. The Attorney General of Alaska has also recently filed a lawsuit. These actions allege that the Company misrepresented the safety of *Vioxx* and seek (i) recovery of the cost of *Vioxx* purchased or reimbursed by the state and its agencies; (ii) reimbursement of all sums paid by the state and its agencies for medical services for the treatment of persons injured by *Vioxx*; (iii) damages under various common law theories; and/or (iv) remedies under various state statutory theories, including state consumer fraud and/or fair business practices or Medicaid fraud statutes, including civil penalties.

Shareholder Lawsuits

As previously disclosed, in addition to the *Vioxx* Product Liability Lawsuits, the Company, along with various current and former officers and directors of the Company, are defendants in a number of putative class actions and individual lawsuits filed in (or removed to) federal court by shareholders under the federal securities laws (the "*Vioxx* Securities Lawsuits"), all of which have been transferred by the JPML, along with related lawsuits discussed below, to the United States District Court for the District of New Jersey before District Judge Stanley R. Chesler for inclusion in a nationwide MDL for coordinated pretrial proceedings (the "Shareholder MDL"). Judge Chesler has consolidated the *Vioxx* Securities Lawsuits for all purposes. On June 9, 2005, plaintiffs in the *Vioxx* Securities Lawsuits filed a Fourth

Consolidated and Amended Class Action Complaint superseding prior complaints in the various cases (the "Complaint"). Plaintiffs request certification of a class of purchasers of Company stock between May 21, 1999 and October 29, 2004. The Complaint alleges that the defendants made false and misleading statements regarding *Vioxx* in violation of Sections 10(b) and 20(a) of the Securities Exchange Act of 1934, and seeks unspecified compensatory damages and the costs of suit, including attorneys' fees. The Complaint also asserts a claim under Section 20A of the Securities and Exchange Act against certain defendants relating to their sales of Merck stock. In addition, the Complaint includes allegations under Sections 11, 12 and 15 of the Securities Act of 1933 that certain defendants made incomplete and misleading statements in a registration statement and certain prospectuses filed in connection with the Merck Stock Investment Plan, a dividend reinvestment plan. Defendants have filed a motion to dismiss the Complaint, which is pending.

As previously disclosed, on August 15, 2005, a complaint was filed in Oregon state court by the State of Oregon through the Oregon state treasurer on behalf of the Oregon Public Employee Retirement Fund against the Company and certain current and former officers and directors. The complaint, which was brought under Oregon securities law, alleges that plaintiff has suffered damages in connection with its purchases of Merck common stock at artificially inflated prices due to the Company's alleged violations of law related to disclosures about *Vioxx*. The Company removed this lawsuit to the U.S. District Court for the District of Oregon, however, plaintiff moved to remand the case to state court, which motion was granted.

As previously disclosed, a number of shareholder derivative actions have been filed in federal court and in New Jersey Superior Court naming the Company as a nominal defendant and certain members of the Board (past and present), together with certain executive officers, as defendants. The complaints arise out of substantially the same factual allegations that are made in the *Vioxx* Securities Lawsuits. The derivative suits, which are purportedly brought to assert rights of the Company, assert claims against the Board members and officers for breach of fiduciary duty, waste of corporate assets, unjust enrichment, abuse of control and gross mismanagement. All of the actions discussed in this paragraph are collectively referred to as the "*Vioxx* Derivative Lawsuits." The JPML has transferred the *Vioxx* Derivative Lawsuits pending in federal court to the Shareholder MDL. Judge Chesler has consolidated the *Vioxx* Derivative Lawsuits for all purposes. On June 20, 2005, the federal derivative plaintiffs filed a Verified Consolidated Shareholders' Derivative Complaint superseding prior complaints in the various cases. Defendants have filed a motion to dismiss this complaint, which is pending. In addition, the *Vioxx* Derivative Lawsuits pending in New Jersey Superior Court were consolidated and transferred to Judge Higbee in Atlantic County, and on April 29, 2005, state plaintiffs filed a superseding Verified Consolidated Amended Shareholder Derivative Complaint. On January 19, 2006, these two shareholder derivative cases were dismissed without prejudice. The cases were dismissed when the Court granted defendants' motion to stay the cases. The Court's order permits plaintiffs to re-file their complaints once the consolidated federal shareholder derivative case has been resolved.

As previously disclosed, on October 29, 2004, two individual shareholders made a demand on the Board to take legal action against Mr. Raymond Gilmartin, former Chairman, President and Chief Executive Officer and other individuals for allegedly causing damage to the Company with respect to the allegedly improper marketing of *Vioxx*. In response to that demand letter, the Board of Directors determined at its November 23, 2004 meeting that the Board would take the shareholders' request under consideration and it remains under consideration.

In addition, as previously disclosed, a number of putative class actions have been filed against the Company and certain current and former officers and directors of the Company in federal court (the "*Vioxx* ERISA Lawsuits" and, together with the *Vioxx* Securities Lawsuits and the *Vioxx* Derivative Lawsuits, the "*Vioxx* Shareholder Lawsuits") on behalf of certain of the Company's current and former employees who are participants in certain of the Company's retirement plans asserting claims under the Employee Retirement Income Security Act ("ERISA"). The lawsuits make similar allegations to the allegations contained in the *Vioxx* Securities Lawsuits and claim that the defendants breached their duties as plan fiduciaries.

The JPML has transferred all *Vioxx* ERISA Lawsuits to the Shareholder MDL. Judge Chesler has consolidated the *Vioxx* ERISA Lawsuits for all purposes. A consolidated and amended complaint was filed in the *Vioxx* ERISA Lawsuits on August 2, 2005. Defendants have filed a motion to dismiss this complaint, which is pending.

International Lawsuits

As previously disclosed, in addition to the lawsuits discussed above, the Company has been named as a defendant in litigation relating to *Vioxx* in various countries (collectively, the "*Vioxx* Foreign Lawsuits") in Europe, Canada, Brazil, Australia, Turkey, and Israel.

Additional Lawsuits

Based on media reports and other sources, the Company anticipates that additional *Vioxx* Product Liability Lawsuits, *Vioxx* Shareholder Lawsuits and *Vioxx* Foreign Lawsuits (collectively, the "*Vioxx* Lawsuits") will be filed against it and/or certain of its current and former officers and directors in the future.

Insurance

As previously disclosed, the Company has product liability insurance for claims brought in the *Vioxx* Product Liability Lawsuits with stated upper limits of approximately \$630 million after deductibles and co-insurance. This insurance provides coverage for legal defense costs and potential damage amounts that have been or will be incurred in connection with the *Vioxx* Product Liability Lawsuits. The Company believes that this insurance coverage extends to additional *Vioxx* Product Liability Lawsuits that may be filed in the future. The Company has Directors and Officers insurance coverage applicable to the *Vioxx* Securities Lawsuits and *Vioxx* Derivative Lawsuits with stated upper limits of approximately \$190 million. The Company has fiduciary and other insurance for the *Vioxx* ERISA Lawsuits with stated upper limits of approximately \$275 million. Additional insurance coverage for these claims may also be available under upper-level excess policies that provide coverage for a variety of risks. There are disputes with certain

insurers about the availability of some or all of this insurance coverage and there are likely to be additional disputes. At this time, the Company believes that its insurance coverage with respect to the *Vioxx* Lawsuits will not be adequate to cover its defense costs and any losses.

As previously disclosed, the Company's upper-level excess insurers (which provide excess insurance potentially applicable to all of the *Vioxx* Lawsuits) have commenced an arbitration seeking, among other things, to cancel those policies, to void all of their obligations under those policies and to raise other coverage issues with respect to the *Vioxx* Lawsuits. A second arbitration against one of the Company's upper-level excess insurers has also been commenced. Merck intends to contest vigorously the insurers' claims and will attempt to enforce its rights under applicable insurance policies. The amounts actually recovered under the policies discussed in this section may be less than the amounts specified in the preceding paragraph.

Investigations

As previously disclosed, in November 2004, the Company was advised by the staff of the SEC that it was commencing an informal inquiry concerning *Vioxx*. On January 28, 2005, the Company announced that it received notice that the SEC issued a formal notice of investigation. Also, the Company received a subpoena from the U.S. Department of Justice (the "DOJ") requesting information related to the Company's research, marketing and selling activities with respect to *Vioxx* in a federal health care investigation under criminal statutes. There are also ongoing investigations by certain Congressional committees. As previously disclosed, the Company's U.K. subsidiary has been notified by the Medicines and Healthcare Products Regulatory Agency in the United Kingdom (the "MHRA") of an investigation by the MHRA of compliance by the Company with European Union ("EU") adverse experience reporting requirements in connection with *Vioxx*. In addition, as previously disclosed, investigations are being conducted by local authorities in certain cities in Europe in order to determine whether any criminal charges should be brought concerning *Vioxx*. The Company is cooperating with these governmental entities in their respective investigations (the "*Vioxx* Investigations"). The Company cannot predict the outcome of these inquiries; however, they could result in potential civil and/or criminal dispositions.

As previously disclosed, the Company has received a Civil Investigative Demand from a group of Attorneys General from 31 states and the District of Columbia who are investigating whether the Company violated state consumer protection laws when marketing *Vioxx*. The Company is cooperating with the Attorneys General in responding to the Civil Investigative Demand.

Reserves

The Company currently anticipates that a number of *Vioxx* Product Liability Lawsuits will be tried in 2006. The Company cannot predict the timing of any trials with respect to the *Vioxx* Shareholder Lawsuits. The Company believes that it has meritorious defenses to the *Vioxx* Lawsuits and will vigorously defend against them. In view of the inherent difficulty of predicting the outcome of litigation, particularly where there are many claimants and the claimants seek indeterminate damages,

the Company is unable to predict the outcome of these matters, and at this time cannot reasonably estimate the possible loss or range of loss with respect to the *Vioxx* Lawsuits. The Company has not established any reserves for any potential liability relating to the *Vioxx* Lawsuits or the *Vioxx* Investigations (collectively the "*Vioxx* Litigation").

Legal defense costs expected to be incurred in connection with a loss contingency are accrued when probable and reasonably estimable. As of December 31, 2004, the Company had established a reserve of \$675 million solely for its future legal defense costs related to the *Vioxx* Litigation. During 2005, the Company spent \$285 million in the aggregate in legal defense costs worldwide related to (i) the *Vioxx* Product Liability Lawsuits, (ii) the *Vioxx* Shareholder Lawsuits, (iii) the *Vioxx* Foreign Lawsuits, and (iv) the *Vioxx* Investigations (collectively, the "*Vioxx* Litigation"). In the fourth quarter, the Company recorded a charge of \$295 million to increase the reserve solely for its future legal defense costs related to the *Vioxx* Litigation to \$685 million at December 31, 2005. This reserve is based on certain assumptions and is the best estimate of the amount that the Company believes, at this time, it can reasonably estimate will be spent through 2007. Some of the significant factors considered in the establishment and ongoing review of the reserve for the *Vioxx* legal defense costs were as follows: the actual costs incurred by the Company up to that time; the development of the Company's legal defense strategy and structure in light of the scope of the *Vioxx* Litigation; the number of cases being brought against the Company; the costs and outcomes of completed trials and the anticipated timing, progression, and related costs of pre-trial activities and trials in the *Vioxx* Product Liability Lawsuits. Events such as scheduled trials, that are expected to occur throughout 2006 and into 2007, and the inherent inability to predict the ultimate outcomes of such trials, limit the Company's ability to reasonably estimate its legal costs beyond the end of 2007. The Company will continue to monitor its legal defense costs and review the adequacy of the associated reserves. Unfavorable outcomes in the *Vioxx* Litigation could have a material adverse effect on the Company's financial position, liquidity and results of operations.

Commercial Litigation

Beginning in 1993, the Company was named in a number of antitrust suits, certain of which were certified as class actions, instituted by most of the nation's retail pharmacies and consumers in several states. The Company settled the federal class action, which represented the single largest group of claims and has settled substantially all of the remaining cases on satisfactory terms. The few remaining cases have been inactive for several years. The Company has not engaged in any conspiracy and no admission of wrongdoing was made or included in any settlement agreements.

As previously disclosed, the Company was joined in ongoing litigation alleging manipulation by pharmaceutical manufacturers of Average Wholesale Prices ("AWP"), which are sometimes used in calculations that determine public and private sector reimbursement levels. In 2002, the JPML ordered the transfer and consolidation of all pending federal AWP cases to federal court in Boston, Massachusetts. Plaintiffs filed one consolidated class action complaint, which aggregated the claims previously filed in various federal district court actions

and also expanded the number of manufacturers to include some which, like the Company, had not been defendants in any prior pending case. In May 2003, the court granted the Company's motion to dismiss the consolidated class action and dismissed the Company from the class action case. Subsequent to the Company's dismissal, the plaintiffs filed an amended consolidated class action complaint, which did not name the Company as a defendant. The Company and many other pharmaceutical manufacturers are defendants in similar complaints pending in federal and state court brought individually by a number of counties in the State of New York. The Company and the other defendants are awaiting the final ruling on their motion to dismiss in the Suffolk County case, which was the first of the New York county cases to be filed. In addition, as of December 31, 2005, the Company was a defendant in state cases brought by the Attorneys General of Kentucky, Illinois, Alabama, Wisconsin, Mississippi, and Arizona, all of which are being vigorously defended. The Company has also received a letter inquiry from the Attorney General of Idaho.

As previously disclosed, the Company has been named as a defendant in antitrust cases in federal court in Minnesota and in state court in California, each alleging an unlawful conspiracy among different sets of pharmaceutical manufacturers to protect high prices in the United States by impeding importation into the United States of lower-priced pharmaceuticals from Canada. The court dismissed the federal claims in the Minnesota case with prejudice and the plaintiffs have filed a Notice of Appeal. The state claims in that action were dismissed without prejudice.

As previously disclosed, a suit in federal court in Alabama by two providers of health services to needy patients alleges that 15 pharmaceutical companies overcharged the plaintiffs and a class of those similarly situated, for pharmaceuticals purchased by the plaintiffs under the program established by Section 340B of the Public Health Service Act. The Company and the other defendants filed a motion to dismiss the complaint on numerous grounds which was recently denied by the court.

As previously disclosed, in January 2003, the DOJ notified the federal court in New Orleans, Louisiana, that it was not going to intervene at that time in a pending Federal False Claims Act case that was filed under seal in December 1999 against the Company. The court issued an order unsealing the complaint, which was filed by a physician in Louisiana, and ordered that the complaint be served. The complaint, which alleged that the Company's discounting of *Pepcid* in certain Louisiana hospitals led to increases in costs to Medicaid, was dismissed. An amended complaint was filed under seal and the case has been administratively closed by the Court until the seal is lifted. The State of Louisiana has filed its own amended complaint, incorporating the allegations contained in the sealed amended complaint. The allegations contained in the sealed amended complaint are unknown.

In April 2005, the Company was named in a *qui tam* lawsuit under the Nevada False Claims Act. The suit, in which the Nevada Attorney General has intervened, alleges that the Company inappropriately offered nominal pricing and other marketing and pricing inducements to certain customers and also failed to comply with its obligations under the Medicaid Best Price scheme related to such arrangements. The Company is vigorously defending against this lawsuit.

Governmental Proceedings

As previously disclosed, the Company has received a subpoena from the DOJ in connection with its investigation of the Company's marketing and selling activities, including nominal pricing programs and samples. The Company has also reported that it has received a Civil Investigative Demand ("CID") from the Attorney General of Texas regarding the Company's marketing and selling activities relating to Texas. As previously disclosed, the Company received another CID from the Attorney General of Texas asking for additional information regarding the Company's marketing and selling activities related to Texas, including with respect to certain of its nominal pricing programs and samples. In April 2004, the Company received a subpoena from the office of the Inspector General for the District of Columbia in connection with an investigation of the Company's interactions with physicians in the District of Columbia, Maryland, and Virginia. In November 2004, the Company received a letter request from the DOJ in connection with its investigation of the Company's pricing of *Pepcid*. In September 2005, the Company received a subpoena from the Illinois Attorney General. The subpoena seeks information related to repackaging of prescription drugs.

As previously disclosed, the Company has received a letter from the DOJ advising it of the existence of a qui tam complaint alleging that the Company violated certain rules related to its calculations of best price and other federal pricing benchmark calculations, certain of which may affect the Company's Medicaid rebate obligation.

The Company is cooperating with all of these investigations. The Company cannot predict the outcome of these investigations; however, it is possible that unfavorable outcomes could have a material adverse effect on the Company's financial position, liquidity and results of operations. In addition, from time to time, other federal, state or foreign regulators or authorities may seek information about practices in the pharmaceutical industry or the Company's business practices in inquiries other than the investigations discussed in this section. It is not feasible to predict the outcome of any such inquiries.

On February 23, 2004, the Italian Antitrust Authorities adopted a measure commencing a formal investigation of Merck Sharp & Dohme (Italia) S.p.A. ("MSD Italy") and the Company under Article 14 of the Italian Competition Law and Article 82 EC to ascertain whether the Company and MSD Italy committed an abuse of a dominant position by virtue of the Company's refusal to grant to ACS Dobfar S.p.A. ("Dobfar"), an Italian company, a voluntary license, pursuant to domestic legislation passed in 2002, to permit Dobfar to manufacture *Tienam* (imipenem and cilastatin) in Italy for sale outside Italy, in countries where patent protection under the applicable domestic rules has expired or never existed. The Company has a Supplementary Protection Certificate ("SPC") which provides the Company certain rights with respect to the manufacture and sale of *Tienam* in Italy which expires in January 2006. A hearing before the Italian Antitrust Authorities was held on May 2, 2005. On June 17, 2005, the Italian Antitrust Authority ("ICA") issued an order imposing interim measures requiring the Company to grant a license to manufacture *Tienam* in Italy. Pursuant to the ICA's order, the license granted to Dobfar will be limited to the right to only manufacture and build supply stock of *Tienam* and will not allow Dobfar to export *Tienam* outside of Italy or to sell

their *Tienam* product within Italy prior to the expiry of the SPC. On November 16, 2005, the Italian Administrative court denied the Company's appeal of the ICA's order. Proceedings before the ICA are ongoing.

Vaccine Litigation

As previously disclosed, the Company is a party in claims brought under the Consumer Protection Act of 1987 in the United Kingdom, which allege that certain children suffer from a variety of conditions as a result of being vaccinated with various bivalent vaccines for measles and rubella and/or trivalent vaccines for measles, mumps and rubella, including the Company's *M-M-R II*. The conditions include autism, with or without inflammatory bowel disease, epilepsy, encephalitis, encephalopathy, Guillain-Barré syndrome and transverse myelitis. There are now 26 claimants proceeding or, to the Company's knowledge, intending to proceed against the Company. The Company will vigorously defend against these lawsuits.

As previously disclosed, the Company is also a party to individual and class action product liability lawsuits and claims in the United States involving pediatric vaccines (e.g., hepatitis B vaccine) that contained thimerosal, a preservative used in vaccines. Merck has not distributed thimerosal-containing pediatric vaccines in the United States since the fall of 2001. As of December 31, 2005, there were approximately 275 active thimerosal related lawsuits with approximately 775 plaintiffs. Other defendants include other vaccine manufacturers who produced pediatric vaccines containing thimerosal as well as manufacturers of thimerosal. In these actions, the plaintiffs allege, among other things, that they have suffered neurological injuries as a result of exposure to thimerosal from pediatric vaccines. Two state court cases and two Federal District Court cases were scheduled for trial in 2005. All of these cases have been dismissed. One case set for trial in 2006 was also dismissed. Certain of the dismissals have been appealed. The Company will vigorously defend against these lawsuits; however, it is possible that unfavorable outcomes could have a material adverse effect on the Company's financial position, liquidity and results of operations.

The Company has been successful in having cases of this type either dismissed or stayed on the ground that the action is prohibited under the National Childhood Vaccine Injury Act (the "Vaccine Act"). The Vaccine Act prohibits any person from filing or maintaining a civil action (in state or federal court) seeking damages against a vaccine manufacturer for vaccine-related injuries unless a petition is first filed in the United States Court of Federal Claims (hereinafter the "Vaccine Court"). Under the Vaccine Act, before filing a civil action against a vaccine manufacturer, the petitioner must either (a) pursue his or her petition to conclusion in Vaccine Court and then timely file an election to proceed with a civil action in lieu of accepting the Vaccine Court's adjudication of the petition or (b) timely exercise a right to withdraw the petition prior to Vaccine Court adjudication in accordance with certain statutorily prescribed time periods. The Company is aware that there are numerous cases pending in Vaccine Court involving allegations that thimerosal-containing vaccines and/or the *M-M-R II* vaccine cause autism spectrum disorders. All of the cases referred to in the preceding paragraph as having been dismissed have been brought by plaintiffs

who claim to have made a timely withdrawal of their Vaccine Court petition. The Company is not a party to the Vaccine Court proceedings because the petitions are brought against the Department of Health and Human Services.

Patent Litigation

From time to time, generic manufacturers of pharmaceutical products file Abbreviated New Drug Applications ("ANDAs") with the FDA seeking to market generic forms of the Company's products prior to the expiration of relevant patents owned by the Company. Generic pharmaceutical manufacturers have submitted ANDAs to the FDA seeking to market in the United States a generic form of *Fosamax*, *Prilosec*, *Propecia*, *Trusopt* and *Cosopt* prior to the expiration of the Company's (and AstraZeneca's in the case of *Prilosec* and *Nexium*) patents concerning these products. The generic companies' ANDAs generally include allegations of non-infringement, invalidity and unenforceability of the patents. Generic manufacturers have received FDA approval to market a generic form of *Prilosec*. The Company has filed patent infringement suits in federal court against companies filing ANDAs for generic alendronate (*Fosamax*), finasteride (*Proscar/Propecia*), dorzolamide (*Trusopt*) and dorzolamide/timolol (*Cosopt*) and AstraZeneca and the Company have filed patent infringement suits in federal court against companies filing ANDAs for generic omeprazole and esomeprazole. Similar patent challenges exist in certain foreign jurisdictions. The Company intends to vigorously defend its patents, which it believes are valid, against infringement by generic companies attempting to market products prior to the expiration dates of such patents. As with any litigation, there can be no assurance of the outcomes, which, if adverse, could result in significantly shortened periods of exclusivity for these products.

As previously disclosed, on January 28, 2005, the U.S. Court of Appeals for the Federal Circuit in Washington, D.C. found the Company's patent claims for once-weekly administration of *Fosamax* to be invalid. The Company exhausted all options to appeal this decision in 2005. Based on the Court of Appeals' decision, *Fosamax* will lose its market exclusivity in the United States in February 2008 and the Company expects a significant decline in U.S. *Fosamax* sales after that time.

In May 2005, the Federal Court of Canada Trial Division issued a decision refusing to bar the approval of generic alendronate on the ground that Merck's patent for weekly alendronate was likely invalid. This decision cannot be appealed and generic alendronate was launched in Canada in June 2005. In July 2005, Merck was sued in the Federal Court of Canada by Apotex seeking damages for lost sales of generic weekly alendronate due to the patent proceeding.

In January 2003, the High Court of Justice for England and Wales held that patents of the Company protecting the alendronate daily and weekly products were invalid in the United Kingdom. On November 6, 2003, the Court of Appeals of England and Wales affirmed the ruling by the High Court of Justice for England and Wales.

European countries permit companies seeking approval of a generic product to reference data of the innovative product in certain circumstances under data exclusivity regulations. The High Court of Justice has affirmed the decision of the UK regu-

latory authority that its data for weekly alendronate may be referenced by companies seeking approval of generic weekly alendronate products. The Company has filed for leave to appeal a judgment of a Swedish Administration Court affirming a grant by the Swedish regulatory authority of approval of generic weekly alendronate products which referenced the Company's data on weekly alendronate for their approval. The Company has filed similar cases in other countries.

As previously announced by the Company, on July 20, 2004, the Opposition Division of the European Patent Office rendered an oral decision to revoke the Company's patent in Europe that covers the once-weekly administration of alendronate. On August 19, 2004, the written opinion was issued confirming the oral decision revoking the Company's patent. On September 16, 2004, the Company filed an appeal of this decision. A decision on this appeal is expected in 2006. The Company is defending the alendronate weekly product in other major European markets based on other patents.

On October 5, 2004, in an action in Australia challenging the validity of the Company's Australian patent for the once-weekly administration of alendronate, the patent was found to be invalid. The Company has appealed the decision.

In addition, as previously disclosed, in Japan a proceeding has been filed challenging the validity of the Company's Japanese patent for the once-weekly administration of alendronate.

On January 18, 2006, the Company sued Hi-Tech Pharmacal Co., Inc. ("Hi-Tech") of Amityville, New York for patent infringement in response to Hi-Tech's application to the FDA seeking approval of a generic version of Merck's ophthalmic drugs *Trusopt* and *Cosopt*, which are used for treating elevated intraocular pressure in people with ocular hypertension or glaucoma. In the lawsuit, Merck sued to enforce a patent covering an active ingredient dorzolamide, which is present in both *Trusopt* and *Cosopt*. Merck has elected not to enforce two U.S. patents listed with the FDA which cover the combination of dorzolamide and timolol, the two active ingredients in *Cosopt*. This lawsuit will automatically stay FDA approval of Hi-Tech's ANDAs for 30 months or until an adverse court decision, whichever may occur earlier. The patent covering dorzolamide provides exclusivity for *Trusopt* and *Cosopt* until October 2008 (including six months of pediatric exclusivity). After such time, the Company expects sales of these products to decline.

In the case of omeprazole, the trial court in the United States rendered an opinion in October 2002 upholding the validity of the Company's and AstraZeneca's patents covering the stabilized formulation of omeprazole and ruling that one defendant's omeprazole product did not infringe those patents. The other three defendants' products were found to infringe the formulation patents. In December 2003, the U.S. Court of Appeals for the Federal Circuit affirmed the decision of the trial court. With respect to the Company's patent infringement claims against certain other generic manufacturers' omeprazole products, trial is scheduled for March 2006.

The Company and AstraZeneca received notice in October 2005 that Ranbaxy Laboratories Limited ("Ranbaxy") has filed an ANDA for esomeprazole magnesium. The ANDA contains Paragraph IV challenges to patents on *Nexium*. On November 21, 2005, the Company and AstraZeneca sued Ranbaxy in the United States District Court in New Jersey. Accordingly, FDA

approval of Ranbaxy's ANDA is stayed for 30 months until April 2008 or until an adverse court decision, if any, whichever may occur earlier.

In the case of finasteride, an ANDA has been filed seeking approval of a generic version of *Propecia* and alleging invalidity of the Company's patents. The Company filed a patent infringement lawsuit in the District Court of Delaware in September 2004. A trial is scheduled for June 2006.

In Europe, the Company is aware of various companies seeking registration for generic losartan (the active ingredient for *Cozaar*). The Company has patent rights to losartan via license from E.I. duPont de Nemours and Company (duPont). The Company and duPont have filed patent infringement proceedings against various companies in Portugal.

Other Litigation

On July 27, 2005, Merck was served with a further shareholder derivative suit filed in the New Jersey Superior Court for Hunterdon County against the Company and certain current and former officers and directors. This lawsuit seeks to recover or cancel compensation awarded to the Company's executive officers in 2004, and asserts claims for breach of fiduciary duty, waste and unjust enrichment.

In November 2005, an individual shareholder delivered a letter to the Board alleging that the Company had sustained damages through the Company's adoption of its Change in Control Separation Benefits Plan (the "CIC Plan") in November 2004. The shareholder made a demand on the Board to take legal action against the Board's current or former members for allegedly causing damage to the Company with respect to the adoption of the CIC Plan. In response to that demand letter, the independent members of the Board determined at the November 22, 2005 Board meeting that the Board would take the shareholder's request under consideration and it remains under consideration.

As previously disclosed, on July 6, 2004, the United States District Court for the District of New Jersey granted a motion by the Company, Medco Health Solutions, Inc. ("Medco Health") and certain officers and directors to dismiss a purported class action complaint involving claims related to the Company's revenue recognition practice for retail co-payments paid by individuals to whom Medco Health provides pharmaceutical benefits as well as other allegations. The complaint was dismissed with prejudice. On August 20, 2004, the same court granted the Company's motion to dismiss with prejudice a related shareholder derivative action. Plaintiffs in both actions appealed the decisions. On December 15, 2005, the U.S. Court of Appeals for the Third Circuit upheld the District Court's decision dismissing the class action complaint. In a separate decision issued the same day, the Court of Appeals upheld most of the District Court's decision dismissing the shareholder derivative suit, and sent the issue of whether the Company's Board of Directors properly refused the shareholder demand relating to the Company's treatment of retail co-payments back to the District Court for reconsideration under a different legal standard.

As previously disclosed, prior to the spin-off of Medco Health, the Company and Medco Health agreed to settle, on a class action basis, a series of lawsuits asserting violations of ERISA (the "Gruer Cases"). The Company, Medco Health and

certain plaintiffs' counsel filed the settlement agreement with the federal district court in New York, where cases commenced by a number of plaintiffs, including participants in a number of pharmaceutical benefit plans for which Medco Health is the pharmacy benefit manager, as well as trustees of such plans, have been consolidated. Medco Health and the Company agreed to the proposed settlement in order to avoid the significant cost and distraction of prolonged litigation. The proposed class settlement has been agreed to by plaintiffs in five of the cases filed against Medco Health and the Company. Under the proposed settlement, the Company and Medco Health have agreed to pay a total of \$42.5 million, and Medco Health has agreed to modify certain business practices or to continue certain specified business practices for a period of five years. The financial compensation is intended to benefit members of the settlement class, which includes ERISA plans for which Medco Health administered a pharmacy benefit at any time since December 17, 1994. The district court held hearings to hear objections to the fairness of the proposed settlement and approved the settlement in 2004, but has not yet determined the number of class member plans that have properly elected not to participate in the settlement. The settlement becomes final only if and when all appeals have been resolved. Certain class member plans have indicated that they will not participate in the settlement. Cases initiated by three such plans and two individuals remain pending in the Southern District of New York. Plaintiffs in these cases have asserted claims based on ERISA as well as other federal and state laws that are the same as or similar to the claims that had been asserted by settling class members in the Gruer Cases. The Company and Medco Health are named as defendants in these cases.

Three notices of appeal were filed and the appellate court heard oral argument in May 2005. On December 8, 2005, the appellate court issued a decision vacating the district court's judgment and remanding the cases to the district court to allow the district court to resolve certain jurisdictional issues. The district court has scheduled a hearing for February 24, 2006 to address such issues.

After the spin-off of Medco Health, Medco Health assumed substantially all of the liability exposure for the matters discussed in the foregoing two paragraphs. These cases are being defended by Medco Health.

There are various other legal proceedings, principally product liability and intellectual property suits involving the Company, which are pending. While it is not feasible to predict the outcome of such proceedings or the proceedings discussed in this Note, in the opinion of the Company, all such proceedings are either adequately covered by insurance or, if not so covered, should not ultimately result in any liability that would have a material adverse effect on the financial position, liquidity or results of operations of the Company, other than proceedings for which a separate assessment is provided in this Note.

Environmental Matters

The Company is a party to a number of proceedings brought under the Comprehensive Environmental Response, Compensation and Liability Act, commonly known as Superfund. When a legitimate claim for contribution is asserted, a liability is initially accrued based upon the estimated transaction costs to

manage the site. Accruals are adjusted as feasibility studies and related cost assessments of remedial techniques are completed, and as the extent to which other potentially responsible parties (PRPs) who may be jointly and severally liable can be expected to contribute is determined.

The Company is also remediating environmental contamination resulting from past industrial activity at certain of its sites and takes an active role in identifying and providing for these costs. A worldwide survey was initially performed to assess all sites for potential contamination resulting from past industrial activities. Where assessment indicated that physical investigation was warranted, such investigation was performed, providing a better evaluation of the need for remedial action. Where such need was identified, remedial action was then initiated. Estimates of the extent of contamination at each site were initially made at the pre-investigation stage and liabilities for the potential cost of remediation were accrued at that time. As more definitive information became available during the course of investigations and/or remedial efforts at each site, estimates were refined and accruals were adjusted accordingly. These estimates and related accruals continue to be refined annually.

As previously disclosed, in December 2003, the Virginia Department of Environmental Quality ("VADEQ") issued a Notice of Violation of the Company's Elkton, Virginia, facility for air permit limit exceedances reported by the facility as a result of performance testing of a process train. In 2005, the Company settled this matter with VADEQ by agreeing (i) to make \$3.1 million in capital improvements at the site, (ii) to pay VADEQ a \$200,000 fine, and (iii) to perform a Supplemental Environmental Project for \$300,000.

On December 21, 2005, the Company settled claims brought by the New Jersey Department of Environmental Protection for alleged damages to natural resources at four New Jersey Merck remediation sites. In the settlement, the Company agreed to pay \$2.38 million, donate 10 acres of land adjacent to the Rahway River and fund a \$30,000 restoration project in the Passaic River watershed for ground-water contamination found at the Company's sites.

In management's opinion, the liabilities for all environmental matters that are probable and reasonably estimable have been accrued and totaled \$100.4 million and \$127.5 million at

December 31, 2005 and 2004, respectively. These liabilities are undiscounted, do not consider potential recoveries from insurers or other parties and will be paid out over the periods of remediation for the applicable sites, which are expected to occur primarily over the next 15 years. Although it is not possible to predict with certainty the outcome of these matters, or the ultimate costs of remediation, management does not believe that any reasonably possible expenditures that may be incurred in excess of the liabilities accrued should exceed \$88.0 million in the aggregate. Management also does not believe that these expenditures should result in a material adverse effect on the Company's financial position, results of operations, liquidity or capital resources for any year.

12 Preferred Stock of Subsidiary Companies

In December 2004, the Company redeemed variable-rate preferred units of a subsidiary at \$1.5 billion of par value plus accrued dividends. Because these preferred securities were held at the subsidiary level, they were previously included in Minority interests in the consolidated financial statements for 2003.

In connection with the 1998 restructuring of AMI (see Note 9), the Company assumed a \$2.4 billion par value preferred stock obligation with a dividend rate of 5% per annum, which is carried by KBI and included in Minority interests. While a small portion of the preferred stock carried by KBI is convertible into KBI common shares, none of the preferred securities are convertible into the Company's common shares and, therefore, they are not included as common shares issuable for purposes of computing Earnings per common share assuming dilution (see Note 18).

13 Stockholders' Equity

Other paid-in capital increased by \$30.2 million in 2005, decreased by \$86.8 million in 2004, and increased by \$12.9 million in 2003. The changes primarily reflect the impact of shares issued upon exercise of stock options and related income tax benefits, as well as the issuance of restricted shares.

A summary of treasury stock transactions (shares in millions) is as follows:

| | 2005 | | 2004 | | 2003 | |
|--------------------------|--------|------------|--------|------------|--------|------------|
| | Shares | Cost | Shares | Cost | Shares | Cost |
| Balance, Jan. 1 | 767.6 | \$26,191.8 | 754.5 | \$25,617.5 | 731.2 | \$24,109.1 |
| Purchases | 33.2 | 1,015.3 | 24.9 | 974.6 | 39.0 | 2,034.1 |
| Issuances ⁽¹⁾ | (6.5) | (222.7) | (11.8) | (400.3) | (15.7) | (525.7) |
| Balance, Dec. 31 | 794.3 | \$26,984.4 | 767.6 | \$26,191.8 | 754.5 | \$25,617.5 |

⁽¹⁾ Issued primarily under stock option plans.

At December 31, 2005 and 2004, 10 million shares of preferred stock, without par value, were authorized; none were issued.

14 Stock-Based Compensation Plans

The Company has stock-based compensation plans under which employees, non-employee directors and employees of certain of the Company's equity method investees may be granted options to purchase shares of Company common stock at the fair market value at the time of the grant. These plans were approved by the Company's shareholders. Option grants beginning in 2002 generally vest ratably over three years, while grants prior to 2002 generally vest after five years. The options expire ten years from the date of grant, subject to terms applicable to such awards.

In 2004, the Company made certain changes to its stock-based compensation plans and began granting performance share units (PSUs) and restricted stock units (RSUs), in addition to stock options, to certain management level employees. The financial value of individual stock-based incentive grants under this approach was designed to be equivalent to the prior approach, only the mix of stock-based compensation awards changed. Both PSU and RSU payouts will be in shares of Company stock after the end of a three-year period, subject to terms applicable to such awards. Additionally, PSU payouts will be contingent on the Company's performance against a pre-set objective or set of objectives. The Company granted .5 million PSUs in both 2005 and 2004, with weighted-average grant date fair values of \$31.96 and \$48.23, respectively. The Company granted 2.5 million RSUs in both 2005 and 2004 with weighted-average grant date fair values of \$31.17 and \$41.09 in 2005 and 2004, respectively. Forfeitures and vestings were not significant in either period.

In 2003, in connection with the Medco Health spin-off, the number and exercise prices of outstanding options were proportionately adjusted to maintain the option holders' positions before and after the spin-off. As a result of the adjustment, the

number of outstanding options increased by 12.6 million and the average exercise price decreased by approximately \$3.22. In addition, certain stock options granted to Medco Health employees in 2003 and 2002 were converted to Medco Health options with terms and amounts that maintained the option holders' positions.

Summarized information relative to the Company's stock option plans (options in thousands) is as follows:

| | Number of Options | Average Price ⁽¹⁾ |
|---|-------------------|------------------------------|
| Outstanding at December 31, 2002 | 218,109.3 | \$ 58.80 |
| Granted | 32,595.7 | 52.74 |
| Exercised | (15,482.2) | 25.07 |
| Forfeited or converted ⁽²⁾ | (11,970.7) | 63.18 |
| Medco Health spin-off adjustment | 12,626.2 | (3.22) |
| Outstanding at December 31, 2003 | 235,878.3 | 56.80 |
| Granted | 31,377.9 | 45.58 |
| Exercised | (11,668.0) | 20.60 |
| Forfeited | (10,824.1) | 59.78 |
| Outstanding at December 31, 2004 | 244,764.1 | 56.96 |
| Granted | 29,870.2 | 31.67 |
| Exercised | (6,379.4) | 21.40 |
| Forfeited | (18,166.9) | 61.43 |
| Outstanding at December 31, 2005 | 250,088.0 | \$54.52 |

⁽¹⁾ Weighted average exercise price.

⁽²⁾ Includes 4.8 million options that were converted to Medco Health options.

The number of options and average price of options exercisable at December 31, 2005, 2004 and 2003 were 165.0 million options at \$56.71, 129.1 million options at \$55.83 and 101.4 million options at \$47.47, respectively. At December 31, 2005 and 2004, 82.3 million shares and 99.9 million shares, respectively, were available for future grants under the terms of the Company's stock-based compensation plans.

Summarized information about stock options outstanding and exercisable at December 31, 2005 (options in thousands) is as follows:

| Exercise Price Range | Outstanding | | | Exercisable | |
|----------------------|-------------------|-----------------------------|------------------------------|-------------------|------------------------------|
| | Number of Options | Average Life ⁽¹⁾ | Average Price ⁽²⁾ | Number of Options | Average Price ⁽²⁾ |
| Under \$25 | 2,069.3 | 2.66 | \$12.29 | 2,069.3 | \$12.29 |
| \$25 to 40 | 43,407.0 | 6.99 | 31.29 | 11,919.9 | 30.88 |
| \$40 to 50 | 74,048.0 | 5.97 | 48.32 | 46,967.8 | 48.07 |
| \$50 to 65 | 79,078.9 | 4.39 | 60.14 | 76,509.0 | 60.16 |
| \$65 to 80 | 50,666.0 | 4.19 | 75.91 | 26,788.9 | 76.09 |
| Over \$80 | 818.8 | 3.68 | 86.03 | 763.3 | 86.10 |
| | 250,088.0 | | | 165,018.2 | |

⁽¹⁾ Weighted average contractual life remaining in years.

⁽²⁾ Weighted average exercise price.

15 Pension and Other Postretirement Benefit Plans

The Company has defined benefit pension plans covering eligible employees in the United States and in certain of its international subsidiaries. Pension benefits in the United States are based on a formula that considers final average pay and years of credited service. In addition, the Company provides medical, dental and life insurance benefits, principally to its eligible U.S.

retirees and similar benefits to their dependents, through its other postretirement benefit plans. The Company uses a December 31 measurement date for substantially all of its pension plans and for its other postretirement benefit plans.

In connection with the Company's restructuring actions (see Note 4), Merck recorded termination charges in 2005, 2004 and 2003 of \$32.0 million, \$18.4 million and \$37.9 million, respectively, on its pension plans and \$6.5 million, \$3.1 million

and \$8.1 million, respectively, on its other postretirement benefit plans related to expanded eligibility for certain employees exiting the Company.

Also, in connection with these restructuring activities, the Company recorded curtailment losses of \$9.1 million in 2005 and settlement losses of \$28.3 million in 2003 on its pension plans as well as curtailment losses of \$0.7 million and \$11.7 million on its other postretirement benefit plans in 2005 and 2003, respectively.

The Company changed participant contributions and the service recognized for eligibility for its other postretirement benefit plans. These amendments generated curtailment gains of \$12.3 million in 2004 and \$10.2 million in 2003.

In addition, the Company recorded a settlement gain of \$4.2 million in 2005 and a settlement loss of \$23.0 million in 2004 on certain of its domestic pension plans resulting from employees electing to receive their pension benefits as lump sum payments.

In 2004, the Company recognized the federal subsidy under the Medicare Prescription Drug Improvement and Modernization Act of 2003 (the Act), which reduced the benefit obligation of certain of its other postretirement benefit plans by \$169.0 million. While the Company is recognizing the subsidy in accordance with current accounting requirements, it will continue to evaluate the Act and regulations that follow to determine the optimal approach to incorporating the impact of the Act.

The net cost for the Company's pension plans consisted of the following components:

| <i>Years Ended December 31</i> | 2005 | 2004 | 2003 |
|--------------------------------|----------|----------|----------|
| Service cost | \$ 338.8 | \$ 307.7 | \$ 263.4 |
| Interest cost | 310.6 | 286.0 | 260.6 |
| Expected return on plan assets | (400.7) | (367.7) | (341.2) |
| Net amortization | 156.1 | 130.0 | 115.9 |
| Termination benefits | 32.0 | 18.4 | 37.9 |
| Curtailments | 9.1 | — | — |
| Settlements | (4.2) | 23.0 | 28.3 |
| Net pension cost | \$ 441.7 | \$ 397.4 | \$ 364.9 |

The net pension cost attributable to U.S. plans included in the above table was \$295.3 million in 2005, \$283.0 million in 2004 and \$264.8 million in 2003.

The net cost of postretirement benefits other than pensions consisted of the following components:

| <i>Years Ended December 31</i> | 2005 | 2004 | 2003 |
|---------------------------------|----------|----------|----------|
| Service cost | \$ 87.9 | \$ 86.0 | \$ 68.3 |
| Interest cost | 106.0 | 105.7 | 90.4 |
| Expected return on plan assets | (103.0) | (89.4) | (62.0) |
| Net amortization | 22.0 | 31.0 | 28.0 |
| Curtailments | 0.7 | (12.3) | 1.5 |
| Termination benefits | 6.5 | 3.1 | 8.1 |
| Net postretirement benefit cost | \$ 120.1 | \$ 124.1 | \$ 134.3 |

The cost of health care and life insurance benefits for active employees was \$324.6 million in 2005, \$295.3 million in 2004 and \$273.0 million in 2003.

Summarized information about the changes in plan assets and benefit obligation is as follows:

| | Pension Benefits | | Other Postretirement Benefits | |
|--|------------------|------------|-------------------------------|------------|
| | 2005 | 2004 | 2005 | 2004 |
| Fair value of plan assets at January 1 | \$ 5,480.9 | \$ 4,282.7 | \$ 1,165.3 | \$ 949.5 |
| Actual return on plan assets | 391.6 | 718.8 | 101.9 | 150.7 |
| Company contributions | 497.7 | 761.5 | 46.3 | 94.4 |
| Benefits paid from plan assets | (306.2) | (296.1) | (36.1) | (29.3) |
| Other | 6.6 | 14.0 | — | — |
| Fair value of plan assets at December 31 | \$ 6,070.6 | \$ 5,480.9 | \$ 1,277.4 | \$ 1,165.3 |
| Benefit obligation at January 1 | \$ 5,879.5 | \$ 5,071.9 | \$ 1,892.4 | \$ 1,840.4 |
| Subsidy under the Act | — | — | — | (169.0) |
| Service cost | 338.8 | 307.7 | 87.9 | 86.0 |
| Interest cost | 310.6 | 286.0 | 106.0 | 105.7 |
| Actuarial losses (gains) | 286.3 | 511.2 | (29.3) | 152.0 |
| Benefits paid | (329.1) | (327.1) | (88.5) | (65.2) |
| Plan amendments | 18.2 | 4.6 | (159.1) | (60.7) |
| Curtailments | (12.2) | — | 0.7 | — |
| Termination benefits | 32.0 | 18.4 | 6.5 | 3.1 |
| Other | (0.6) | 6.8 | — | — |
| Benefit obligation at December 31 | \$ 6,523.5 | \$ 5,879.5 | \$ 1,816.6 | \$ 1,892.3 |

The fair value of U.S. pension plan assets included in the preceding table was \$3.8 billion in 2005 and \$3.5 billion in 2004. The pension benefit obligation of U.S. plans included in this table was \$4.1 billion in 2005 and \$3.7 billion in 2004.

A reconciliation of the plans' funded status to the net asset (liability) recognized at December 31 is as follows:

| | Pension Benefits | | Other Postretirement Benefits | |
|--|------------------|------------|-------------------------------|------------|
| | 2005 | 2004 | 2005 | 2004 |
| Plan assets less than benefit obligation | \$ (452.9) | \$ (398.6) | \$ (539.2) | \$ (727.0) |
| Unrecognized net loss | 2,300.3 | 2,200.2 | 682.7 | 755.1 |
| Unrecognized plan changes | 85.4 | 99.2 | (338.9) | (201.3) |
| Net asset (liability) | \$ 1,932.8 | \$ 1,900.8 | \$ (195.4) | \$ (173.2) |
| Recognized as: | | | | |
| Other assets | \$ 2,347.4 | \$ 2,281.3 | \$ — | \$ — |
| Accrued and other current liabilities | (8.0) | (15.8) | (24.9) | (24.9) |
| Deferred income taxes and noncurrent liabilities | (439.3) | (387.7) | (170.5) | (148.3) |
| Accumulated other comprehensive loss | 32.7 | 23.0 | — | — |

The weighted average asset allocations of the investment portfolio for the pension and other postretirement benefit plans at December 31 are as follows:

| | Pension Benefits | | Other Postretirement Benefits | |
|-----------------------------------|------------------|------|-------------------------------|------|
| | 2005 | 2004 | 2005 | 2004 |
| U.S. equities | 39% | 41% | 54% | 55% |
| International equities | 33 | 30 | 29 | 27 |
| Fixed-income investments | 19 | 21 | 15 | 16 |
| Real estate and other investments | 3 | 6 | — | 1 |
| Cash and cash equivalents | 6 | 2 | 2 | 1 |
| | 100% | 100% | 100% | 100% |

The target investment portfolios for the Company's pension plans are determined by country based on the nature of the liabilities and considering the demographic composition of the plan participants (average age, years of service and active versus retiree status) and in accordance with local regulations. The weighted average target allocation was 38% in U.S. equities, 33% in international equities, 25% in fixed-income investments, 3% in real estate and other investments, and 1% in cash and cash equivalents. Other investments include insurance contracts for certain international pension plans.

The target investment portfolio for the Company's other postretirement benefit plans is allocated 45% to 60% in U.S. equities, 20% to 30% in international equities, 15% to 20% in fixed-income investments, and up to 8% in cash and other investments. The portfolio's asset allocation is consistent with the long-term nature of the plans' benefit obligation, and is well diversified among the asset classes in which the portfolio invests.

Contributions to the pension plans and other postretirement benefit plans during 2006 are expected to be \$365.0 million and \$92.6 million, respectively.

Expected benefit payments are as follows:

| | Pension Benefits | Other Postretirement Benefits |
|-----------|------------------|-------------------------------|
| 2006 | \$ 229.6 | \$ 78.6 |
| 2007 | 247.4 | 84.9 |
| 2008 | 266.5 | 91.1 |
| 2009 | 286.0 | 98.0 |
| 2010 | 303.9 | 105.0 |
| 2011–2015 | 1,985.1 | 646.3 |

Expected benefit payments are based on the same assumptions used to measure the benefit obligations and include estimated future employee service. Expected receipts of the subsidy under the Act, which are not reflected in the expected other postretirement benefit payments included in the preceding table, are as follows: 2007, \$6.3 million; 2008, \$7.0 million; 2009, \$7.6 million; 2010, \$8.3 million; 2011–2015, \$53.9 million.

At December 31, 2005 and 2004, the accumulated benefit obligation was \$5.0 billion and \$4.5 billion, respectively, for all pension plans and \$3.1 billion and \$2.7 billion, respectively, for U.S. pension plans. The Company had a minimum pension liability of \$34.5 million and \$24.6 million at December 31, 2005 and 2004, respectively, representing the extent to which the accumulated benefit obligation exceeded plan assets for certain of the Company's pension plans.

For pension plans with benefit obligations in excess of plan assets at December 31, 2005 and 2004, the fair value of plan assets was \$695.3 million and \$1.1 billion, respectively, and the benefit obligation was \$1.5 billion and \$1.8 billion, respectively. For those plans with accumulated benefit obligations in excess of plan assets at December 31, 2005 and 2004, the fair value of plan assets was \$144.8 million and \$106.0 million, respectively, and the accumulated benefit obligation was \$456.5 million and \$393.9 million, respectively.

Unrecognized net loss amounts reflect experience differentials primarily relating to differences between expected and actual returns on plan assets as well as the effects of changes in actuarial assumptions. Unrecognized net loss amounts in excess of certain thresholds are amortized into net pension and other postretirement benefit cost over the average remaining service life of employees. Amortization of unrecognized net losses for the Company's U.S. plans at December 31, 2005 is expected to increase net pension and other postretirement benefit cost by approximately \$126.0 million annually from 2006 through 2010.

The Company reassesses its benefit plan assumptions on a regular basis. The weighted average assumptions used in determining pension plan information are as follows:

| December 31 | 2005 | 2004 | 2003 |
|--|-------|-------|-------|
| Net cost | | | |
| Discount rate | 5.40% | 5.65% | 5.90% |
| Expected rate of return on plan assets | 7.65 | 7.70 | 7.70 |
| Salary growth rate | 4.1 | 4.1 | 4.1 |
| Benefit obligation | | | |
| Discount rate | 5.15% | 5.40% | 5.65% |
| Salary growth rate | 4.2 | 4.1 | 4.1 |

Assumptions used in determining U.S. pension plan and other postretirement benefit plan information are as follows:

| December 31 | 2005 | 2004 | 2003 |
|--|--------|--------|-------|
| Net cost | | | |
| Discount rate | 6.00%* | 6.25% | 6.50% |
| Expected rate of return on plan assets | 8.75 | 8.75 | 8.75 |
| Salary growth rate | 4.5 | 4.5 | 4.5 |
| Benefit obligation | | | |
| Discount rate | 5.75% | 6.00%* | 6.25% |
| Salary growth rate | 4.5 | 4.5 | 4.5 |

* 5.75% used for other postretirement benefit plans.

The expected rate of return for both the pension and other postretirement benefit plans represents the average rate of return to be earned on plan assets over the period the benefits included in the benefit obligation are to be paid and is determined on a country basis. In developing the expected rate of return within each country, the long-term historical returns data is considered as well as actual returns on the plan assets and other capital markets experience. Using this reference information, the long-term return expectations for each asset category and a weighted average expected return for each country's target portfolio is developed, according to the allocation among those investment categories. The expected portfolio performance reflects the contribution of active management as appropriate. For 2006, the Company's expected rate of return of 8.75% will remain unchanged from 2005 for its U.S. pension and other postretirement benefit plans.

The health care cost trend rate assumptions for other postretirement benefit plans are as follows:

| <i>December 31</i> | 2005 | 2004 |
|---|------|-------|
| Health care cost trend rate assumed for next year | 9.0% | 10.0% |
| Rate to which the cost trend rate is assumed to decline | 5.0% | 5.0% |
| Year that the rate reached the ultimate trend rate | 2013 | 2013 |

A one percentage point change in the health care cost trend rate would have had the following effects:

| | One Percentage Point | |
|--|----------------------|-----------|
| | Increase | Decrease |
| Effect on total service and interest cost components | \$ 37.7 | \$ (29.8) |
| Effect on benefit obligation | 298.0 | (240.3) |

16 Other (Income) Expense, Net

| <i>Years Ended December 31</i> | 2005 | 2004 | 2003 |
|--------------------------------|------------------|------------------|------------------|
| Interest income | \$(480.9) | \$(300.1) | \$(308.7) |
| Interest expense | 385.5 | 293.7 | 350.9 |
| Exchange gains | (16.1) | (18.4) | (28.4) |
| Minority interests | 121.8 | 154.2 | 168.7 |
| Other, net | (120.5) | (473.4) | (385.7) |
| | \$(110.2) | \$(344.0) | \$(203.2) |

Minority interests include third parties' share of exchange gains and losses arising from translation of the financial statements into U.S. dollars. The reduced minority interest in 2005 is attributable to the redemption of subsidiary variable-rate preferred units (see Note 12).

Other, net in 2004 primarily reflects a \$176.8 million gain from the sale of the Company's 50-percent equity stake in its European joint venture with Johnson & Johnson, as well as realized gains on the Company's investment portfolio. Other, net in 2003 primarily reflects an \$84.0 million gain on the sale of *Aggrastat* product rights in the United States and realized gains on the Company's investment portfolios relating to the favorable interest rate environment.

Interest paid was \$354.1 million in 2005, \$284.6 million in 2004 and \$359.4 million in 2003.

17 Taxes on Income

A reconciliation between the Company's effective tax rate and the U.S. statutory rate is as follows:

| | 2005 | Tax Rate | | |
|---|------------------|--------------|--------------|--------------|
| | Amount | 2005 | 2004 | 2003 |
| U.S. statutory rate applied to income from continuing operations before taxes | \$2,577.4 | 35.0% | 35.0% | 35.0% |
| Differential arising from: | | | | |
| Foreign earnings | (945.1) | (12.8) | (10.0) | (10.2) |
| Tax exemption for Puerto Rico operations | (98.0) | (1.3) | (1.6) | (0.9) |
| State taxes | 188.6 | 2.5 | 1.3 | 1.7 |
| AJCA | 766.5 | 10.4 | — | — |
| Other | 243.2 | 3.3 | 2.4 | 1.6 |
| | \$2,732.6 | 37.1% | 27.1% | 27.2% |

Other includes the tax effect of minority interests, contingency reserves, research credits, export incentives and miscellaneous items.

Domestic companies contributed approximately 35% in 2005, 30% in 2004 and 34% in 2003 to consolidated income from continuing operations before taxes.

Taxes on income from continuing operations consisted of:

| <i>Years Ended December 31</i> | 2005 | 2004 | 2003 |
|--------------------------------|------------------|------------------|------------------|
| Current provision | | | |
| Federal | \$1,688.1 | \$1,420.0 | \$1,464.2 |
| Foreign | 739.6 | 530.9 | 611.3 |
| State | 295.9 | 161.3 | 254.8 |
| | 2,723.6 | 2,112.2 | 2,330.3 |
| Deferred provision | | | |
| Federal | 97.0 | 95.6 | 21.3 |
| Foreign | (134.0) | (32.3) | 96.5 |
| State | 46.0 | (14.4) | 13.9 |
| | 9.0 | 48.9 | 131.7 |
| | \$2,732.6 | \$2,161.1 | \$2,462.0 |

Deferred income taxes at December 31 consisted of:

| | 2005 | | 2004 | |
|--|-----------|-------------|-----------|-------------|
| | Assets | Liabilities | Assets | Liabilities |
| Other intangibles | \$ 36.0 | \$ 158.2 | \$ 60.7 | \$ 286.1 |
| Inventory related | 628.1 | 266.9 | 749.7 | 473.0 |
| Accelerated depreciation | — | 1,539.1 | — | 1,479.7 |
| Advance payment | 338.6 | — | 338.6 | — |
| Equity investments | 104.5 | 676.1 | 189.3 | 548.7 |
| Pensions and OPEB | 151.3 | 789.9 | 168.6 | 811.9 |
| Compensation related | 151.9 | — | 182.5 | — |
| Vioxx legal defense cost reserve | 241.1 | — | 205.2 | — |
| Net operating losses | 314.9 | — | 212.3 | — |
| Other | 1,208.9 | 426.3 | 1,144.4 | 314.2 |
| Subtotal | 3,175.3 | 3,856.5 | 3,251.3 | 3,913.6 |
| Valuation allowance | (17.6) | — | — | — |
| Total deferred taxes | \$3,157.7 | \$3,856.5 | \$3,251.3 | \$3,913.6 |
| Net deferred tax liabilities | | \$ 698.8 | | \$ 662.3 |
| Recognized as: | | | | |
| Prepaid expenses and taxes | | \$ (662.2) | | \$ (652.6) |
| Other assets | | (68.5) | | (10.5) |
| Income taxes payable | | 159.7 | | 156.2 |
| Deferred income taxes and noncurrent liabilities | | 1,269.8 | | 1,169.2 |

The Company has net operating loss (NOL) carryforwards in a number of jurisdictions. The most significant of which is the United Kingdom with NOL carryforwards of \$633 million which have no expiration date. A valuation allowance has been established against certain Canadian NOL carryforwards resulting from a legal entity reorganization.

Income taxes paid in 2005, 2004 and 2003 were \$1.7 billion, \$1.9 billion and \$2.0 billion, respectively. Stock option exercises did not have a significant impact on taxes paid in 2005. Stock option exercises reduced income taxes paid in 2004 and 2003 by \$121.7 million and \$167.8 million, respectively.

As previously disclosed, in October 2004, the AJCA was signed into law. The AJCA creates temporary incentives for U.S. multinationals to repatriate accumulated income earned outside the United States as of December 31, 2002. In accordance with the AJCA, the Company repatriated \$15.9 billion during 2005. The Company recorded an income tax charge of \$766.5 million in Taxes on Income in 2005 related to this repatriation, \$185 million of which was paid in 2005 and \$582 million of which will be paid in the first quarter of 2006. This charge was partially offset by a \$100 million benefit associated with a decision to implement certain tax planning strategies.

The Company has not changed its intention to indefinitely reinvest accumulated earnings earned subsequent to December 31, 2002. At December 31, 2005, foreign earnings of \$8.3 billion have been retained indefinitely by subsidiary companies for reinvestment. No provision will be made for income

taxes that would be payable upon the distributions of such earnings and it is not practicable to determine the amount of the related unrecognized deferred income tax liability. In addition, the Company has subsidiaries operating in Puerto Rico and Singapore under tax incentive grants that expire in 2015 and 2026, respectively.

The Company's federal income tax returns have been audited through 1992. As previously disclosed, the Internal Revenue Service (IRS) has substantially completed its examination of the Company's tax returns for the years 1993 to 1996 and on April 28, 2004, in connection with its examination, the IRS issued a preliminary notice of deficiency with respect to a partnership transaction entered into in 1993. On December 13, 2005, the Company received a final notice of deficiency with respect to the transaction with regard to the 1993 tax return. Specifically, the IRS disallowed certain royalty and other expenses claimed as deductions on the 1993 tax return. The preliminary notice proposed disallowing similar type expenses on the 1994-1996 tax returns. The Company anticipates receiving a similar preliminary notice of deficiency for 1997-1999. If the IRS ultimately prevails in its positions, the Company's income tax due for 1993 would increase by approximately \$60 million plus interest of approximately \$60 million and penalties of approximately \$12 million. For the years 1994-1999, the tax would increase by approximately \$910 million plus interest of approximately \$520 million. The IRS will likely make similar claims for years subsequent to 1999 with respect to this transaction. The potential disallowance for these later years, computed on a similar basis to the 1993-1999 disallowances, would be approximately \$540 million plus interest of approximately \$60 million. The IRS has proposed penalties on the Company with respect to all periods that were the subject of the preliminary notice of adjustment and the Company anticipates the IRS would seek to impose penalties on all other periods.

In October 2005, the IRS issued summonses to several current and former executives of the Company in connection with this matter. The IRS began interviewing these individuals in December 2005.

The Company vigorously disagrees with the proposed adjustments and intends to aggressively contest this matter through applicable IRS and judicial procedures, as appropriate. Although the final resolution of the proposed adjustments is uncertain and involves unsettled areas of the law, based on currently available information, the Company has provided for the best estimate of the probable tax liability for this matter. While the resolution of the issue may result in tax liabilities which are significantly higher or lower than the reserves established for this matter, management currently believes that the resolution will not have a material effect on the Company's financial position or liquidity. However, an unfavorable resolution could have a material effect on the Company's results of operations or cash flows in the quarter in which an adjustment is recorded or the tax is due or paid.

In January 2006, the IRS issued a summons requesting certain information in connection with a minority interest equity financing transaction entered into in 1995. Merck intends to cooperate with the terms of the summons.

18 Earnings per Share

The weighted average common shares used in the computations of basic earnings per common share and earnings per common share assuming dilution (shares in millions) are as follows:

| Years Ended December 31 | 2005 | 2004 | 2003 |
|---|---------|---------|---------|
| Average common shares outstanding | 2,197.0 | 2,219.0 | 2,236.7 |
| Common shares issuable ⁽¹⁾ | 3.4 | 7.4 | 16.4 |
| Average common shares outstanding assuming dilution | 2,200.4 | 2,226.4 | 2,253.1 |

⁽¹⁾ Issuable primarily under stock-based compensation plans.

In 2005, 2004 and 2003, 242.4 million, 233.1 million and 203.4 million common shares issuable under the Company's stock-based compensation plans were excluded from the computation of earnings per common share assuming dilution because the effect would have been antidilutive.

19 Comprehensive Income

The components of Other comprehensive income (loss) are as follows:

| | Pretax ⁽¹⁾ | Tax | After Tax |
|---|-----------------------|-----------------|----------------|
| Year Ended December 31, 2005 | | | |
| Net unrealized gain on derivatives | \$ 93.6 | \$(38.3) | \$ 55.3 |
| Net loss realization | 44.0 | (18.0) | 26.0 |
| Derivatives | 137.6 | (56.3) | 81.3 |
| Net unrealized gain on investments | (23.5) | 1.6 | (21.9) |
| Net loss realization | 71.1 | 1.1 | 72.2 |
| Investments | 47.6 | 2.7 | 50.3 |
| Minimum pension liability | (11.9) | 4.9 | (7.0) |
| Cumulative translation adjustment relating to equity investees | (40.6) | 14.2 | (26.4) |
| | \$132.7 | \$(34.5) | \$ 98.2 |
| Year Ended December 31, 2004 | | | |
| Net unrealized loss on derivatives | \$(117.8) | \$ 48.2 | \$(69.6) |
| Net loss realization | 64.2 | (26.3) | 37.9 |
| Derivatives | (53.6) | 21.9 | (31.7) |
| Net unrealized gain on investments | (38.4) | (9.6) | (48.0) |
| Net income realization | (89.7) | 36.8 | (52.9) |
| Investments | (128.1) | 27.2 | (100.9) |
| Minimum pension liability | (7.2) | 2.3 | (4.9) |
| Cumulative translation adjustment relating to equity investees | 40.2 | (14.1) | 26.1 |
| | \$(148.7) | \$ 37.3 | \$(111.4) |
| Year Ended December 31, 2003 | | | |
| Net unrealized loss on derivatives | \$(87.6) | \$ 35.9 | \$(51.7) |
| Net loss realization | 51.5 | (21.1) | 30.4 |
| Derivatives | (36.1) | 14.8 | (21.3) |
| Net unrealized gain on investments | 105.0 | (33.8) | 71.2 |
| Net income realization | (114.3) | (3.2) | (117.5) |
| Investments | (9.3) | (37.0) | (46.3) |
| Minimum pension liability | 424.5 | (192.6) | 231.9 |
| | \$ 379.1 | \$(214.8) | \$ 164.3 |

⁽¹⁾ Net of applicable minority interest.

The components of Accumulated other comprehensive income (loss) are as follows:

| December 31 | 2005 | 2004 |
|--|--------|----------|
| Net unrealized gain (loss) on derivatives | \$15.6 | \$(65.7) |
| Net unrealized gain on investments | 59.5 | 9.2 |
| Minimum pension liability | (22.5) | (15.5) |
| Cumulative translation adjustment relating to equity investees | (0.3) | 26.1 |
| | \$52.3 | \$(45.9) |

At December 31, 2005, \$6.0 million of the net unrealized gain on derivatives is associated with options maturing in the next 12 months, which hedge anticipated foreign currency denominated sales over that same period.

20 Segment Reporting

The Company's operations are principally managed on a products basis. The Merck Pharmaceutical segment includes products marketed either directly or through joint ventures. These products consist of therapeutic and preventive agents, sold by prescription, for the treatment of human disorders. Merck sells these human health products primarily to drug wholesalers and retailers, hospitals, government agencies and managed health care providers such as health maintenance organizations and other institutions.

All Other includes other non-reportable human and animal health segments. Revenues and profits for these segments are as follows:

| | Merck Pharmaceutical | All Other | Total |
|--------------------------------------|----------------------|------------------|-------------------|
| Year Ended December 31, 2005 | | | |
| Segment revenues | \$20,678.8 | \$1,146.0 | \$21,824.8 |
| Segment profits | 13,157.9 | 1,122.5 | 14,280.4 |
| Included in segment profits: | | | |
| Equity income from affiliates | 1,006.5 | 399.0 | 1,405.5 |
| Depreciation and amortization | (148.8) | (4.2) | (153.0) |
| Year Ended December 31, 2004 | | | |
| Segment revenues | \$ 21,591.0 | \$ 1,123.7 | \$ 22,714.7 |
| Segment profits | 13,560.3 | 1,131.3 | 14,691.6 |
| Included in segment profits: | | | |
| Equity income from affiliates | 512.8 | 307.7 | 820.5 |
| Depreciation and amortization | (151.8) | (4.3) | (156.1) |
| Year Ended December 31, 2003 | | | |
| Segment revenues | \$ 21,128.3 | \$ 1,128.6 | \$ 22,256.9 |
| Segment profits | 13,504.8 | 1,078.3 | 14,583.1 |
| Included in segment profits: | | | |
| Equity income from affiliates | 304.0 | 245.8 | 549.8 |
| Depreciation and amortization | (143.5) | (4.0) | (147.5) |

Segment profits are comprised of segment revenues less certain elements of materials and production costs and operating expenses, including components of equity income (loss) from affiliates and depreciation and amortization expenses. For internal management reporting presented to the chief operating decision maker, the Company does not allocate the vast majority of indirect production costs, research and development expenses and general and administrative expenses, as well as the cost of financing these activities. Separate divisions maintain responsibility for monitoring and managing these costs, including depreciation related to fixed assets utilized by these divisions and, therefore, they are not included in segment profits.

A reconciliation of total segment revenues to consolidated Sales is as follows:

| <i>Years Ended December 31</i> | 2005 | 2004 | 2003 |
|--------------------------------|-------------------|------------|------------|
| Segment revenues | \$21,824.8 | \$22,714.7 | \$22,256.9 |
| Other revenues | 187.1 | 223.9 | 229.0 |
| | \$22,011.9 | \$22,938.6 | \$22,485.9 |

Other revenues are primarily comprised of miscellaneous corporate revenues, sales related to divested products or businesses and other supply sales.

Sales⁽¹⁾ of the Company's products were as follows:

| <i>Years Ended December 31</i> | 2005 | 2004 | 2003 |
|--------------------------------|-------------------|------------|------------|
| Zocor | \$ 4,381.7 | \$ 5,196.5 | \$ 5,011.4 |
| Fosamax | 3,191.2 | 3,159.7 | 2,676.6 |
| Cozaar/Hyzaar | 3,037.2 | 2,823.7 | 2,486.0 |
| Singulair | 2,975.6 | 2,622.0 | 2,009.4 |
| Proscar | 741.4 | 733.1 | 605.5 |
| Primaxin | 739.6 | 640.6 | 628.9 |
| Vasotec/Vaseretic | 623.1 | 719.2 | 763.7 |
| Cosopt/Trusopt | 617.2 | 558.8 | 484.4 |
| Candidas | 570.0 | 430.0 | 275.7 |
| Maxalt | 348.4 | 309.9 | 324.2 |
| Propecia | 291.9 | 270.2 | 239.0 |
| Vioux | — | 1,489.3 | 2,548.8 |
| Vaccines/Biologicals | 1,103.3 | 1,036.1 | 1,056.1 |
| Other | 3,391.3 | 2,949.5 | 3,376.2 |
| | \$22,011.9 | \$22,938.6 | \$22,485.9 |

⁽¹⁾ Presented net of discounts and returns.

Other primarily includes sales of other human pharmaceuticals, pharmaceutical and animal health supply sales to the Company's joint ventures and revenue from the Company's relationship with AZLP, primarily relating to sales of *Nexium* and *Prilosec*. Revenue from AZLP was \$1.7 billion, \$1.5 billion and \$1.9 billion in 2005, 2004 and 2003, respectively.

Consolidated revenues by geographic area where derived are as follows:

| <i>Years Ended December 31</i> | 2005 | 2004 | 2003 |
|--------------------------------|-------------------|------------|------------|
| United States | \$12,766.6 | \$13,472.0 | \$13,321.1 |
| Europe, Middle East and Africa | 5,203.5 | 5,440.8 | 5,341.3 |
| Japan | 1,637.9 | 1,668.2 | 1,600.9 |
| Other | 2,403.9 | 2,357.6 | 2,222.6 |
| | \$22,011.9 | \$22,938.6 | \$22,485.9 |

A reconciliation of total segment profits to consolidated Income from continuing operations before taxes is as follows:

| <i>Years Ended December 31</i> | 2005 | 2004 | 2003 |
|--------------------------------------|-------------------|------------|------------|
| Segment profits | \$14,280.4 | \$14,691.6 | \$14,583.1 |
| Other profits | 175.3 | 24.6 | 156.6 |
| Adjustments | 615.3 | 481.3 | 453.5 |
| Unallocated: | | | |
| Interest income | 480.9 | 300.1 | 308.7 |
| Interest expense | (385.5) | (293.7) | (350.9) |
| Equity income (loss) from affiliates | 311.6 | 187.7 | (75.6) |
| Depreciation and amortization | (1,555.1) | (1,294.6) | (1,166.7) |
| Research and development | (3,848.0) | (4,010.2) | (3,279.9) |
| Other expenses, net | (2,711.0) | (2,112.3) | (1,577.2) |
| | \$ 7,363.9 | \$ 7,974.5 | \$ 9,051.6 |

Other profits are primarily comprised of miscellaneous corporate profits as well as operating profits related to divested products or businesses and other supply sales. Adjustments represent the elimination of the effect of double counting certain items of income and expense. Equity income (loss) from affiliates includes taxes paid at the joint venture level and a portion of equity income that is not reported in segment profits. Other expenses, net, include expenses from corporate and manufacturing cost centers and other miscellaneous income (expense), net.

Property, plant and equipment, net by geographic area where located is as follows:

| <i>December 31</i> | 2005 | 2004 | 2003 |
|--------------------------------|-------------------|------------|------------|
| United States | \$10,460.8 | \$10,712.9 | \$10,383.3 |
| Europe, Middle East and Africa | 1,963.7 | 2,012.8 | 1,846.3 |
| Japan | 585.1 | 605.8 | 599.1 |
| Other | 1,388.6 | 1,382.2 | 1,340.3 |
| | \$14,398.2 | \$14,713.7 | \$14,169.0 |

The Company does not disaggregate assets on a products and services basis for internal management reporting and, therefore, such information is not presented.

Management's Report

Management's Responsibility For Financial Statements

Responsibility for the integrity and objectivity of the Company's financial statements rests with management. The financial statements report on management's stewardship of Company assets. These statements are prepared in conformity with generally accepted accounting principles and, accordingly, include amounts that are based on management's best estimates and judgments. Nonfinancial information included in the Annual Report has also been prepared by management and is consistent with the financial statements.

To assure that financial information is reliable and assets are safeguarded, management maintains an effective system of internal controls and procedures, important elements of which include: careful selection, training and development of operating and financial managers; an organization that provides appropriate division of responsibility; and communications aimed at assuring that Company policies and procedures are understood throughout the organization. A staff of internal auditors regularly monitors the adequacy and application of internal controls on a worldwide basis.

To ensure that personnel continue to understand the system of internal controls and procedures, and policies concerning good and prudent business practices, the Company periodically conducts the Management's Stewardship Program for key management and financial personnel. This program reinforces the importance and understanding of internal controls by reviewing key corporate policies, procedures and systems. In addition, the Company has compliance programs, including an ethical business practices program to reinforce the Company's long-standing commitment to high ethical standards in the conduct of its business.

The financial statements and other financial information included in the Annual Report fairly present, in all material respects, the Company's financial condition, results of operations and cash flows. Our formal certification to the Securities

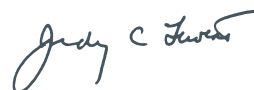
and Exchange Commission is included in the Company's Form 10-K filing. In addition, in May 2005, the Company submitted to the New York Stock Exchange (NYSE) a certificate of the CEO certifying that he was not aware of any violation by the Company of NYSE Corporate Governance Listing Standards.

Management's Report on Internal Control Over Financial Reporting

Management is responsible for establishing and maintaining adequate internal control over financial reporting, as such term is defined in Exchange Act Rule 13a-15(f). Management conducted an evaluation of the effectiveness of internal control over financial reporting based on the framework in *Internal Control-Integrated Framework* issued by the Committee of Sponsoring Organizations of the Treadway Commission (COSO). Based on this evaluation, management concluded that internal control over financial reporting was effective as of December 31, 2005 based on criteria in *Internal Control-Integrated Framework* issued by COSO. Management's assessment of the effectiveness of internal control over financial reporting as of December 31, 2005 has been audited by PricewaterhouseCoopers LLP, an independent registered public accounting firm, and PricewaterhouseCoopers LLP has issued a report on management's assessment of the effectiveness of the Company's internal control over financial reporting, which is included herein.



Richard T. Clark
Chief Executive Officer
and President



Judy C. Lewent
Executive Vice President
and Chief Financial Officer

Audit Committee's Report

The Audit Committee, comprised of independent directors, met with the independent registered public accounting firm (the independent auditors), management and internal auditors to assure that all were carrying out their respective responsibilities. The Audit Committee discussed with and received a letter from the independent auditors confirming their independence. Both the independent auditors and the internal auditors had full access to the Committee, including regular meetings with management present.

The Audit Committee met with the independent auditors to discuss their fees and the scope and results of their audit work, including the adequacy of internal controls and the quality of financial reporting. The Committee also discussed with the

independent auditors their judgments regarding the quality and acceptability of the Company's accounting principles, the clarity of its disclosures and the degree of aggressiveness or conservatism of its accounting principles and underlying estimates. The Audit Committee reviewed and discussed the audited financial statements with management and recommended to the Board of Directors that these financial statements be included in the Company's Form 10-K filing with the Securities and Exchange Commission.

Peter C. Wendell
Chairperson

Rochelle B. Lazarus
Thomas E. Shenk
Wendell P. Weeks

Report of Independent Registered Public Accounting Firm

To the Stockholders and the Board of Directors of Merck & Co., Inc.:

We have completed integrated audits of Merck & Co., Inc.'s 2005 and 2004 consolidated financial statements and of its internal control over financial reporting as of December 31, 2005, and an audit of its 2003 consolidated financial statements in accordance with the standards of the Public Company Accounting Oversight Board (United States). Our opinions, based on our audits, are presented below.

Consolidated financial statements

In our opinion, the accompanying consolidated balance sheets and the related consolidated statements of income, of retained earnings, of comprehensive income and of cash flows present fairly, in all material respects, the financial position of Merck & Co., Inc. and its subsidiaries at December 31, 2005 and December 31, 2004, and the results of their operations and their cash flows for each of the three years in the period ended December 31, 2005 in conformity with accounting principles generally accepted in the United States of America. These financial statements are the responsibility of the Company's management. Our responsibility is to express an opinion on these financial statements based on our audits. We conducted our audits of these statements in accordance with the standards of the Public Company Accounting Oversight Board (United States). Those standards require that we plan and perform the audit to obtain reasonable assurance about whether the financial statements are free of material misstatement. An audit of financial statements includes examining, on a test basis, evidence supporting the amounts and disclosures in the financial statements, assessing the accounting principles used and significant estimates made by management, and evaluating the overall financial statement presentation. We believe that our audits provide a reasonable basis for our opinion.

Internal control over financial reporting

Also, in our opinion, management's assessment, included in the accompanying Management's Report on Internal Control Over Financial Reporting, that the Company maintained effective internal control over financial reporting as of December 31, 2005 based on criteria established in *Internal Control - Integrated Framework* issued by the Committee of Sponsoring Organizations of the Treadway Commission (COSO), is fairly stated, in all material respects, based on those criteria. Furthermore, in our opinion, the Company maintained, in all material respects, effective internal control over financial reporting as of December 31, 2005, based on criteria established in *Internal Control - Integrated Framework* issued by the COSO. The

Company's management is responsible for maintaining effective internal control over financial reporting and for its assessment of the effectiveness of internal control over financial reporting. Our responsibility is to express opinions on management's assessment and on the effectiveness of the Company's internal control over financial reporting based on our audit. We conducted our audit of internal control over financial reporting in accordance with the standards of the Public Company Accounting Oversight Board (United States). Those standards require that we plan and perform the audit to obtain reasonable assurance about whether effective internal control over financial reporting was maintained in all material respects. An audit of internal control over financial reporting includes obtaining an understanding of internal control over financial reporting, evaluating management's assessment, testing and evaluating the design and operating effectiveness of internal control, and performing such other procedures as we consider necessary in the circumstances. We believe that our audit provides a reasonable basis for our opinions.

A company's internal control over financial reporting is a process designed to provide reasonable assurance regarding the reliability of financial reporting and the preparation of financial statements for external purposes in accordance with generally accepted accounting principles. A company's internal control over financial reporting includes those policies and procedures that (i) pertain to the maintenance of records that, in reasonable detail, accurately and fairly reflect the transactions and dispositions of the assets of the company; (ii) provide reasonable assurance that transactions are recorded as necessary to permit preparation of financial statements in accordance with generally accepted accounting principles, and that receipts and expenditures of the company are being made only in accordance with authorizations of management and directors of the company; and (iii) provide reasonable assurance regarding prevention or timely detection of unauthorized acquisition, use, or disposition of the company's assets that could have a material effect on the financial statements.

Because of its inherent limitations, internal control over financial reporting may not prevent or detect misstatements. Also, projections of any evaluation of effectiveness to future periods are subject to the risk that controls may become inadequate because of changes in conditions, or that the degree of compliance with the policies or procedures may deteriorate.

PricewaterhouseCoopers LLP

Florham Park, New Jersey
February 24, 2006

PricewaterhouseCoopers LLP

Compensation and Benefits Committee's Report

The Compensation and Benefits Committee, comprised of independent directors, approves compensation objectives and policies for all employees and sets compensation for the Company's executive officers. The Committee seeks to ensure that rewards are closely linked to Company, division, team and individual performances. The Committee also seeks to ensure that compensation and benefits are set at levels that enable Merck to attract and retain highly qualified employees. The Committee views stock ownership as a vehicle to align the interests of employees with those of the Company's stockholders.

Consistent with the long-term focus inherent in the Company's R&D-based pharmaceutical business, it is the policy of the Committee to make a high proportion of executive officer compensation dependent on long-term performance and on enhancing stockholder value.

Lawrence A. Bossidy
Chairperson

William G. Bowen
Johnnetta B. Cole
William N. Kelley

Selected Financial Data⁽¹⁾

Merck & Co., Inc. and Subsidiaries

(\$ in millions except per share amounts)

| | 2005 ⁽²⁾ | 2004 ⁽³⁾ | 2003 ⁽⁴⁾ | 2002 | 2001 | 2000 |
|--|---------------------|---------------------|-------------------------|------------|------------|------------|
| Results for Year: | | | | | | |
| Sales | \$22,011.9 | \$22,938.6 | \$22,485.9 | \$21,445.8 | \$21,199.0 | \$20,009.5 |
| Materials and production costs | 5,149.6 | 4,959.8 | 4,436.9 | 4,004.9 | 3,722.6 | 3,273.0 |
| Marketing and administrative expenses | 7,155.5 | 7,238.7 | 6,200.3 | 5,652.2 | 5,700.6 | 5,725.5 |
| Research and development expenses | 3,848.0 | 4,010.2 | 3,279.9 | 2,677.2 | 2,456.4 | 2,343.8 |
| Restructuring costs | 322.2 | 107.6 | 194.6 | — | — | — |
| Equity income from affiliates | (1,717.1) | (1,008.2) | (474.2) | (644.7) | (685.9) | (764.9) |
| Other (income) expense, net | (110.2) | (344.0) | (203.2) | 104.5 | 57.2 | 69.8 |
| Income from continuing operations before taxes | 7,363.9 | 7,974.5 | 9,051.6 | 9,651.7 | 9,948.1 | 9,362.3 |
| Taxes on income | 2,732.6 | 2,161.1 | 2,462.0 | 2,856.9 | 2,894.9 | 2,766.7 |
| Income from continuing operations | 4,631.3 | 5,813.4 | 6,589.6 | 6,794.8 | 7,053.2 | 6,595.6 |
| Income from discontinued operations, net of taxes | — | — | 241.3 | 354.7 | 228.6 | 226.1 |
| Net income | 4,631.3 | 5,813.4 | 6,830.9 | 7,149.5 | 7,281.8 | 6,821.7 |
| Basic earnings per common share | | | | | | |
| Continuing operations | \$2.11 | \$2.62 | \$2.95 | \$3.01 | \$3.08 | \$2.86 |
| Discontinued operations | — | — | .11 | .16 | .10 | .10 |
| Net income | \$2.11 | \$2.62 | \$3.05 ⁽⁵⁾ | \$3.17 | \$3.18 | \$2.96 |
| Earnings per common share assuming dilution | | | | | | |
| Continuing operations | \$2.10 | \$2.61 | \$2.92 | \$2.98 | \$3.04 | \$2.80 |
| Discontinued operations | — | — | .11 | .16 | .10 | .10 |
| Net income | \$2.10 | \$2.61 | \$3.03 | \$3.14 | \$3.14 | \$2.90 |
| Cash dividends declared | 3,338.7 | 3,329.1 | 3,264.7 | 3,204.2 | 3,156.1 | 2,905.7 |
| Cash dividends paid per common share | \$1.52 | \$1.49 | \$1.45 | \$1.41 | \$1.37 | \$1.21 |
| Capital expenditures | 1,402.7 | 1,726.1 | 1,915.9 | 2,128.1 | 2,401.8 | 2,471.0 |
| Depreciation | 1,544.2 | 1,258.7 | 1,129.6 | 1,067.5 | 949.7 | 803.0 |
| Year-End Position: | | | | | | |
| Working capital | \$ 7,745.8 | \$ 1,731.1 | \$ 1,957.6 | \$ 2,011.2 | \$ 1,417.4 | \$ 3,643.8 |
| Property, plant and equipment (net) | 14,398.2 | 14,713.7 | 14,169.0 | 14,195.6 | 13,103.4 | 11,482.1 |
| Total assets | 44,845.8 | 42,572.8 | 40,587.5 ⁽⁶⁾ | 47,561.2 | 44,021.2 | 40,154.9 |
| Long-term debt | 5,125.6 | 4,691.5 | 5,096.0 | 4,879.0 | 4,798.6 | 3,600.7 |
| Stockholders' equity | 17,916.6 | 17,288.2 | 15,576.4 ⁽⁶⁾ | 18,200.5 | 16,050.1 | 14,832.4 |
| Financial Ratios: | | | | | | |
| Income from continuing operations as a % of sales | 21.0% | 25.3% | 29.3% | 31.7% | 33.3% | 33.0% |
| Net income as a % of average total assets | 10.6% | 14.0% | 14.9% | 15.5% | 17.3% | 17.9% |
| Year-End Statistics: | | | | | | |
| Average common shares outstanding (millions) | 2,197.0 | 2,219.0 | 2,236.7 | 2,257.5 | 2,288.3 | 2,306.9 |
| Average common shares outstanding assuming dilution (millions) | 2,200.4 | 2,226.4 | 2,253.1 | 2,277.0 | 2,322.3 | 2,353.2 |
| Number of stockholders of record | 198,200 | 216,100 | 233,000 | 246,300 | 256,200 | 265,700 |
| Number of employees | 61,500 | 62,600 | 63,200 ⁽⁶⁾ | 77,300 | 78,100 | 69,300 |

⁽¹⁾ Prior year amounts have been reclassified to reflect separate line item presentation of Restructuring costs.

⁽²⁾ Amounts for 2005 include the impact of net tax charge primarily associated with the AJCA repatriation, restructuring actions and additional Vioxx legal defense costs.

⁽³⁾ Amounts for 2004 include the impact of the withdrawal of Vioxx and Vioxx legal defense costs.

⁽⁴⁾ Amounts for 2003 include the impact of the implementation of a new distribution program for U.S. wholesalers.

⁽⁵⁾ Amount does not add as a result of rounding.

⁽⁶⁾ Decrease in 2003 primarily reflects the impact of the spin-off of Medco Health.